晟通机械

SHENG TONG MACHINERY

河北晟通机械制造有限公司

Hebei Shengtong Machinery Manufacturing Co., Ltd.

公司简介

河北晟通机械制造公司位于起重设备之乡河北，辖属有3个全额子公司，是中国专业从事起重产品研发，设计，生产制造和销售的大型企业之一。公司有多种系列产品300余种，年生产能力1000万套。晟通集团实力位居全国同行前列，拥有欧盟CE，德国莱茵和德国GS产品质量安全认证。

晟通集团主要产品：

高品质，多种系列规格中高档液压千斤顶

高品质，多种系列规格中高档合成纤维吊装带和配件

高品质，多种系列规格中高档起重葫芦

高品质，多种系列规格80级100级起重链条和起重吊钳

高品质，多种系列规格索具及成套设备

晟通集团拥有高素质的技术和管理团队，公司于2003年投资1000余万建立了集团质量检测中心。领先于同行业取得了ISO9001国际质量管理体系标准认证，并于2006年取得了欧盟CE，德国GE以及德国莱茵认证。

我们的产品远销欧盟，北美，中东，澳大利亚，东南亚，非洲等60多个国家和地区，通过提供高质量可信赖的产品和快速高效的服务，我们深受客户的信赖和好评。

我们衷心成为你长期，坚定地合作伙伴

Hebei Shengtong machinery Co.Ltd (ST Group) is located in the hometown of lifting equipment in Hebei province,which managing 3 wholly owned subsidiarys,specialized in researching,designing and manufacturing of lifting products.Many series of more than 300 different specifications,production and assemby capacity has reached 10 million sets.
Our comprehensive strength stands ahead of the competitors in our industry. CE, TUV, GS certification approved.

ST Group's leading products:

High quality,many series,much more specifications-- medium and high grade hydraulic bottle jack

High quality,many series,much more specifications--medium and high grade polyester sling and fittings

High quality,many series,much more specifications--medium and high grade chain blocks and hoist

High quality,many series,much more specifications--G80 G100 lifting chain and lifting clamp

High quality,many series,much more specifications--rigging and lifting complete equipments

ST Group own high quality production technology and management team, have invested ten million RMB to built quality testing center in 2003. We passed the ISO9001 international quality management system prior to the same industry.In 2006,our product approved the European CE,Germany GS and TUV certification.

Our products have been exported to more than 60 countries and regions throughout the world in Europe. America, Mid-east, Australia, South-eastern Asia, Africa etc., We have won a good reputation among our customers by providing high quality, safe and reliable products as well as fast and efficient services.

We sincerely welcome all the clients over the world to establish long-term cooperative reationship with us.

晟通机械

S.T Machinery

规模优势

Large-Scale Advantage

晟通坚信发展才是硬道理，我们不遗余力的发展产能，努力做成中国最大的起重产品生产规模，大面积采购原料、最大节约生产成本、迅速完成大客户订单、降低产品价格。

Shengtong firmly believe that development is an absolute principle,we spare no effort to develop products capacity and improve products quality,strive to become the largest lifting products manufacturer in China,so that purchase raw material in numerous,save cost,reduce the price ,finish customer's big order rapidly.

资质优势

Qualification Advantage

晟通获得了ISO9001管理体系、欧共体CE、德国GS、中国船级社等多方认证，这在同行业是不多见的，同时我们每年还有PICC保险公司高达200万的产品责任险。我们迄今为止没有接到PICC的责任通知和客户的投诉。

Shengtong has obtained ISO9001,CE,GS,CCS and other multi- certification, which is not common in the same industry. Meanwhile our PICC insurance afford RMB 2000000 products liability insurance every year.The fact is that we haven't received any complaint now.

技术优势

Technical Advantage

晟通凝聚了多名起重行业的研发，技术、管理、市场方面的人才，每个人都赋予必要的权力、激发无限个人潜能，现在晟通不仅提供产品，还可以帮助用户消费者进行方案设计与技术支持。

Shengtong engages many talented people who are professional at researching , management and market.Everyone is entitled necessary right to excite their potentiality.Now we not only supply products but also help customers to design plan and technical assistance

检测优势

Examination Advantage

公司现拥有全套起重产品先进检测设备、在原材料检验、拉力试验和成品出口等环节从不马虎、怠慢、确保产品质量零缺陷

Shengtong have the most advanced equipment which is used for testing raw materials,controlling the product producing,testing tension.Exporting all of our products never careless.

资质文件

Certificate

CERTIFICATE
of Conformity
EC Council Directive 2006/42/EC
Machinery


Zertifikat
Certificate


Zertifikat
Certificate

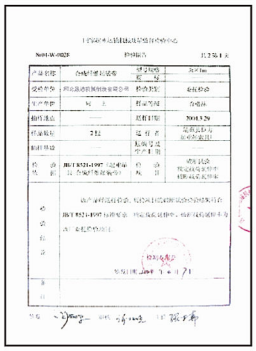

检验报告



证书
中国中轻产品质量保障中心
河北晟通机械制造有限公司
全省质量（稳定）达标合格企业


检验报告

检验报告

德国莱茵 TÜV 中国集团
TÜV Rheinland Group China


河北省工业产品
执行标准证书
河北晟通机械制造有限公司
Hebei Shengtong machinery Co.Ltd
河北省质量技术监督局
河北省工业产品
执行标准证书
河北省质量技术监督局印制

www.tuv.com
TÜVRheinland
ID:0100000000
GS
geprüfte Sicherheit
德国莱茵 TÜV 中国集团
TÜV Rheinland Group China

液压产品类
HYDRAULIC PRODUCTS

“晟通”液压搬运类产品已经全面上线生产，新的液压车间以及液压生产线的落成更有助于我公司产品系列的全面化。晟通公司液压千斤顶在普通液压千斤顶基础上增加防尘垫，加厚密封件，密封性能更好，产品稳定性能更佳。

We have a team of top-class engineers and have ever-increasing ability of new product development. With the development of advanced technology at home and abroad, we have been developing various products to satisfy different customers' needs By now, ST Group has obtained 21 national patents Moreover, it has successtully passed ISO9001 , CE, GS and other quality system certificates and got EC CE/GS SECURITY CERTIFICATE approved in 2000. Based on the modern design and high quality, ST products have been already exported to almost 50 countries and regions including Europe, USA South America, Africa, Australia and Southeast Asia。

液压千斤顶

HYDRAULIC JACK

产品简介：

油压千斤顶是用刚性顶举件作为工作装置，通过顶部托座在小行程内顶升重物的轻小起重设备，油压千斤顶广泛应用与载重车辆或移动设备上支承设备自重、调整设备水平的一个重要液压元件。

晟通千斤顶在普通千斤顶基础上增加防尘垫，加厚密封件，密封性能更好。

Product Introduction:

- Adjustable screw saddle provides additional lifting ranges with support and stability.
- Wide, rugged base provide stability and strength.
- All critical stress points are reinforced for added durability and dependability.
- Ideal for auto, truck service, farm, and shop use

Hydraulic Bottle Jacks Parameter

Model No	Load Capacity (Tons)	Minimum Height (In.)	Piston Lift (In.)	Head Screw (In.)	Maximum Height (In.)	Weight (Ibs)
QYL-2T	2	5-5/7	3-1/7	2	10-5/6	4.85
QYL-3T	3	6-4/7	4	2-1/3	12-7/8	6.68
QYL-5T	5	7-1/8	4-1/3	2-1/3	13-5/6	8.71
QYL-8T	8	7-1/2	4-5/7	2-1/3	14-3/5	10.65
QYL-10T	10	7-5/6	5	2-1/3	15-1/8	11.95
QYL-12T	12	8	5	2-1/3	15-1/4	13.6
QYL-16T	16	8-4/7	5-1/3	2-1/3	16-1/4	16.2
QYL-20T	20	9	5-5/7	2-1/3	17	19.95
QYL-25T	25	9-3/5	5-5/7	2-1/3	17-2/3	24
QYL-32T	32	10-1/4	6	2-1/3	18-1/2	44.1
QYL-50T	50	11-4/5	6	-	18-8/9	66.14
QYL-50T	50	11-4/5	6	2-1/3	21-2/9	71.87

产品简介：

所有部件均按工业要求设计，质量稳定，寿命长久。
爪式千斤顶的爪钩针对于狭小空间设计，在有限的空间顶升设备。
爪式千斤顶可配合各种型号搬运小坦克使用，是设备安装和设备移位最理想的工具。
ST系列型号的爪式千斤顶均设有"过载保护装置"，之前老款式爪式千斤顶是没有这个功能的。
每个规格均配有活塞回缩助力弹簧，在下降时达到最快下降速度，节省时间。
ST系列所有型号的爪式千斤顶活塞部件均为镀铬，活塞表面非常光滑不会磨损任何油封这样可以保证千斤顶不会漏油。
ST所有型号爪式千斤顶均单独设有油路板，之前老款爪式千斤顶油路在趾板上，在趾板变形后油路堵塞就报废，新款不会出现这种情况。
晟通ST型爪式千斤顶完全符合（美国ASME B30.1安全标准）

Product Introduction：

- Heavy-duty, industrial quality, dual purpose jack.
- Designed for lifting loads with very low minimum clearances (foot) or high clearances (head)
- Ideal for house moving, machinery installation and Application at shipyard, bridge buildingor plant construction sites.
- Great companion tool for machinery type rollers.
- Convenient 200½ swivel socket for easy operation.
- Safety valve for overload protection.
- Features spring assisted return and over-travel protection on 5 or 10 ton models

Capacity (ton)	Stroke (mm)	Coll Height (mm)	Ext Height (mm)	Toe height (mm)	Toe-lift base L×W(mm)	N.W (kg)
5	117	230	317	18	69×45	8.5
10	147	280	387	22	98×55	20
20	152	310	462	25	123×63	31
30	155	330	485	28	149×60	42
50	155	370	525	40	190×75	85

卧式千斤顶

FLOOR JACK

卧顶特点：

千斤顶是一种广泛应用于载重车辆或移动设备上支承设备自重、调整设备水平的一个重要液压元件。千斤顶主要用于厂矿、交通运输等部门作为车辆修理及其它起重、支撑等工作.千斤顶是用刚性顶举件作为工作装置，通过顶部托座或底部托爪在小行程内顶升重物的轻小起重设备.

Product Introduction:

- Large Steel Casters and swivel casters for easy maneuverability.
- Lightweight for easy mobility and transport.
- All welded steel frame construction with rust resistant finish for longer tool life.
- Meet ANSI/ASME&CE/GS standards

Model	Lifting Wt (ton)	Min.H (mm)	Lifting H(mm)	Max H (mm)	Net Wt (kg)
ST-A050101	2	125	175	300	6.5
ST-A050102	2	125	175	300	6.5
ST-A050103	2	135	200	335	7.5
ST-A050105	2	135	200	335	8.5
ST-A050106	2	135	200	335	8.5
ST-A050107	2	135	215	335	9.5
ST-A050108	2	135	215	335	9.5
ST-A050114	1.5	125	175	300	7
ST-A050115	1.5	125	175	300	7

液压搬运车

HYDRAULIC HAND PALLET TRUCK

产品简介：

简便的三档控制手柄 焊接泵、带回油装置及安全卸荷阀 高度平衡的加强车架 实心钢连杆增强货叉强度 可选轮子：尼龙轮、聚氨脂轮特殊要求可以协商满足

Product Introduction:

The Hand Pallet Tuck is the ideal " storage aid" and " handling partner " for all manual transport tasks over short distances, excellently suitable for use on lorries, in small warehouses and markets ect.

1.Lower position Pull up the fingertip for lowering.

2.Neutral PositionKeep in the position to push&pull the truck.

3.Lifiting PositionPush down the fingertip for pump lifting

MODEL	B 2.0	B 2.5	B 3.0
Capacity(kg)	2000	2500	3000
Min.fork height(mm)	85/75	85/75	85/75
Max.fork height(mm)	195/185	195/185	195/185
Lifting height(mm)	110	110	110
Fork length(mm)	1150/1220	1150/1220	1150/1220
Single Fork width(mm)	160	160	160
Fork overall width(mm)	550/685	550/685	550/685
Fork wheel-single(mm)	Φ80x93/74x93	Φ80x93/74x93	Φ80x93/74x93
Fork wheel-randem(mm)	Φ80x70	Φ80x70	Φ80x70
Steering Wheel(mm)	Φ180x50	Φ180x50	Φ180x50
Self Weight(k-single)	73-92	73-92	73-92
Qty/20 feet container	180/144	180/144	180/144

葫 芦 类
HOIST SERIES

“晟通”拥有最全面的产品组合能力，专业设计和生产钢丝绳电动葫芦，环链电动葫芦，手拉葫芦，手板葫芦，高强吊索，悬臂起重机、锚链等。

"ShengTong" has the most comprehensive product portfolios available. it is specialized in design and manufacturing electric wire rope hoists, electrie chain hoists, manual chain blocks, manual lever bloeks, high-strength slings, movable jib cranes, anchor chains etc.

CK 手拉葫芦

CK CHAIN HOIST

产品简介：

- 体积小、重量轻、携带方便
- 低合金钢结构钢板的采用、安全可靠、经久耐用
- 采用80级高强度起重链条，安全系数高，使用寿命长
- 转动平稳，效率高、手拉力轻
- 双棘爪，更加安全可靠
- 通过CE、GS标准认证
- 可选装超载限制器

Product Introduction:

- Adopt Japanese technology, which is the convex word process.
- Low-alloy steel, which is reliable and durable.
- Premium alloy steel grade 80 load chain, which is safe and long serving life.
- Smooth operation, high efficient, small hand pulling force.
- Double pawls, two load chain guides wheel, which are safer.
- Needle bearing optioned.
- Widely used in the nuclear power station, thermal power station, etc.
- CE&GS certificates

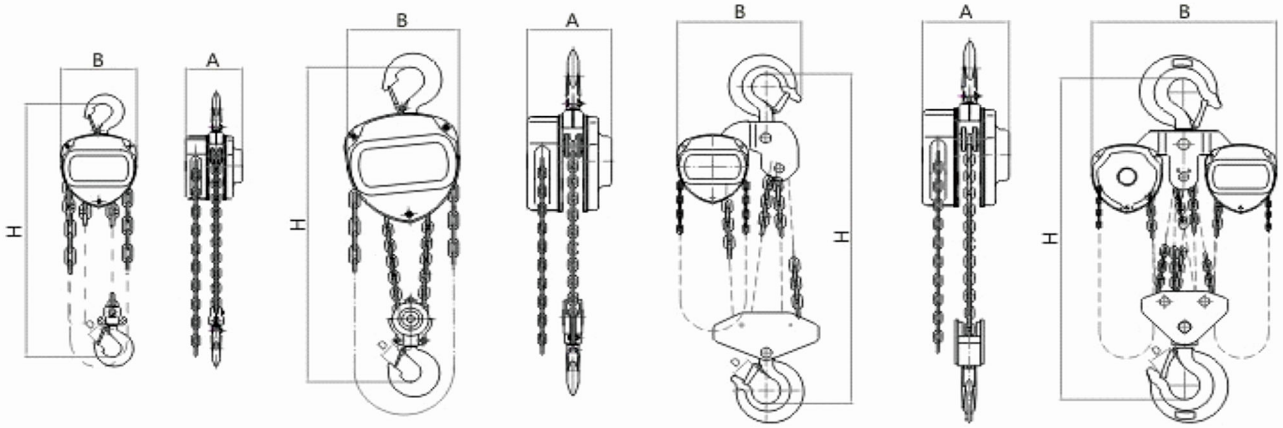

型号 Model	额定载荷 Capacity (t)	标准起重高度 Standard Lift (M)	试验载荷 Running Test (T)	手拉力 Effort required to lift max load (N)	起重链行数 No. of falls of load chain	起重链圆钢直径 Load chain diameter (mm)	主要尺寸 Dimension (mm)				净重 Net Weight (kg)	包装尺寸 Packing (LxWxH) (cm)
							A	B	H	D		
CK-0.5T	0.5	2.5	0.75	200	1	6	113	125	255	28	9	22x15x14
CK-1T	1	2.5	1.5	304	1	6	126	147	306	32	11.5	25x19x15
CK-1.5T	1.5	2.5	2.25	343	1	6	141	183	368	36	17.5	25x19x15
CK-2T	2	3	3	304	2	6	141	183	368	36	16	31x21x17
CK-3T	3	3	4.5	343	2	8	141	183	486	46	27	34.5x24x16
CK-5T	5	3	7.5	414	2	10	163	215	616	46	43	40x30x17
CK-10T	10	3	15	423	4	10	163	404	750	57	75	48x42x18.5
CK-20T	20	3	30	435*2	8	10	191	595	1000	81	185	78x68x20

VC手拉葫芦

VC CHAIN HOIST

产品简介：

- 新式新颖
- 加厚外罩设计，同时外罩增加凸筋工艺，耐撞击，有效保护内部结构多点支撑结构，传动系统受力更合理，运转灵活、故障率低
- 采用双棘爪制动，安全系数提高两倍以上
- 整机采用防滑螺母，安全性能更超群
- 吊钩采用优质合金材料锻造而成，安全性更高
- 采用高强度80级别起重链条
- 通过CE、GS标准认证
- 轴承常规配置为钢套，可选配滚针轴承来提升产品性能

Product Introduction：

- Adopt Japanese technology, which is the convex word process.
- Low-alloy steel, which is reliable and durable.
- Premium alloy steel grade 80 load chain, which is safe and long serving life.
- Smooth operation, high efficient, small hand pulling force.
- Double pawls, two load chain guides wheel, which are safer.
- Needle bearing optioned.
- Widely used in the nuclear power station, thermal power station, etc.
- CE&GS certificates

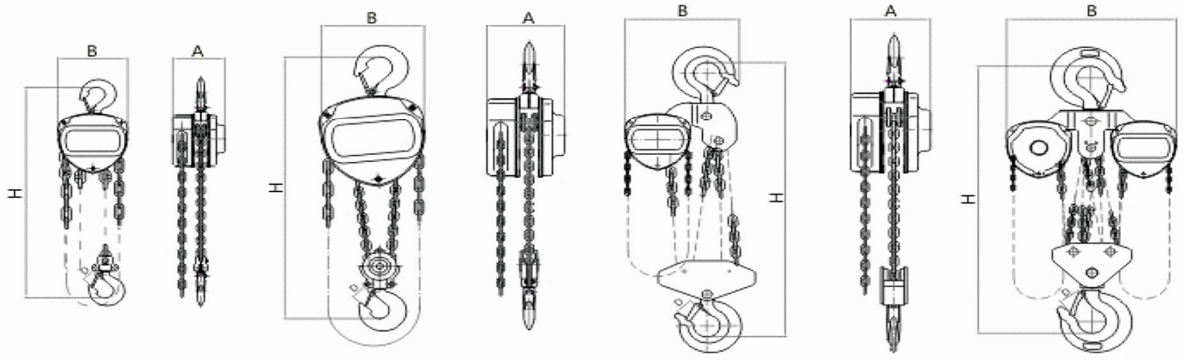

0. 5T-2T　　3T-5T　　10T　　20T

型号 Model	额定载荷 Capacity (t)	标准起重高度 Standard Lift (M)	试验载荷 Running Test (T)	手拉力 Effort required to lift max load (N)	起重链行数 No. of falls of load chain	起重链圆钢直径Load chain diameter (mm)	主要尺寸 Dimension(mm)				净重 Net Weight (kg)	包装尺寸 Packing (LxWxH)(cm)
							A	B	H	D		
VC-0. 5T	0. 5	2. 5	0. 5	350	1	5	126	145	285	28	8. 4	22x14x15
VC-1T	1	2. 5	1	330	1	6. 3	151	159	315	32	12	25x19x16
VC-1. 5T	1. 5	2. 5	1. 5	348	1	7. 1	151	178	340	36	16. 2	33x24x16
VC-2T	2	3	2	365	1	8	183	205	380	36	20	33x24x19
VC-3T	3	3	3	360	2	7. 1	151	208	475	46	24	34. 5x24x16
VC-5T	5	3	5	410	2	9	183	264	600	46	41	40x30x19
VC-10T	10	3	10	435	4	9	188	398	720	57	79	48x42x18. 5
VC-15T	15	3	15	435*2	6	9	190	580	870	75	120	69x56x20
VC-20T	20	3	20	435*2	8	9	192	630	890	82	193	78x68x20
VC-30T	30	3	30	435*2	12	9	330	670	1000	106	220	85x67x30
VC-5-T	50	3	50	435*2	22	9	410	900	1950	130	1092	110x100x130

VD型手拉葫芦

VD CHAIN HOIST

卷边罩壳
Unique Curled Edge

产品简介：

- 具有自制知识产权
- 多点支撑结构，传动系统受力更合理，运转灵活、故障率低
- 采用双棘爪制动，安全系数提高两倍以上
- 整机采用防滑螺母，安全性能更超群
- 加厚外罩设计，同时在外罩增加凸筋工艺，耐撞击，有效保护内部结构
- 手拉链罩壳采用特殊卷边工艺，在增加强度的同时，保证即使手拉链倾斜、横拉时，不产生卡链和过大噪声
- 整体轴承的采用，大大提高了产品的性能、使用寿命
- 通过CE、GS标准认证
- 超载装置（专利技术）供选择

Product Introduction:

- All Steel Construction-Impact resistant covers that provide durability and protection.
- Double pawl and double guide rollers enhance performance,safety and reliability.
- Unique curling design-This feature enables the hand chain to successfully feed directly into the wheel sprocket from many directions and angles.
- Grade 80 Load Chain-Grade 80 black oxide coated load chain for durability.
- Forged alloy Steel Hooks-Industrial rated hooks rotate 360 degrees for easy rigging. Hooks slowly stret

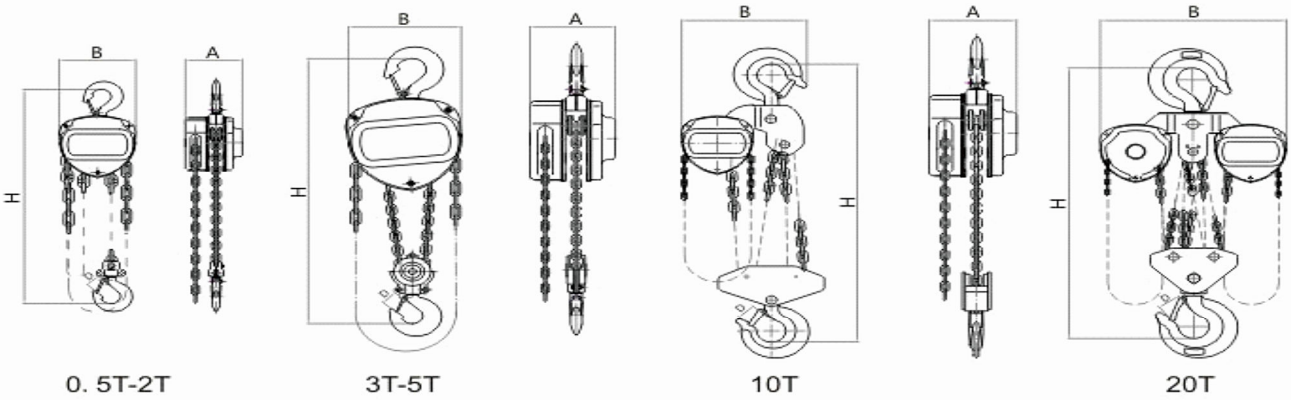

型号 Model	额定载荷 Capacity (t)	标准起重高度 Standard Lift (M)	试验载荷 Running Test (T)	手拉力 Effort required to lift max load (N)	起重链行数 No.of falls of load chain	起重链圆钢直径Load chain diameter (mm)	主要尺寸 Dimension(mm)				净重 Net Weight (kg)	包装尺寸 Packing (LxWxH)(cm)
							A	B	H	D		
VD-0.5T	0.5	2.5	0.75	240	1	5	132	148	28	345	11	24x19x18
VD-1T	1	2.5	1.5	250	1	6	151	172	32	376	12.5	28x21x21
VD-1.5T	1.5	2.5	2.25	265	1	7.1	173	196	36	442	17.8	34x26x20
VD-2T	2	3	3	335	1	8	175	210	36	470	19.5	34x26x20
VD-3T	3	3	4.5	363	1	10	176	230	46	565	29	34x26x20
VD-5T	5	3	7.5	360	2	9	189	280	46	688	41.3	41x32x24
VD-10T	10	3	15	380	4	9	189	463	57	765	78.5	48x42x18.5

产品简介：

- 整体轴承的采用，大大提高了产品性能、使用寿命。
- 低合金钢结构钢板的采用、安全可靠、经久耐用
- 采用80级高强度起重链条，安全系数高，使用寿命长
- 转动平稳，效率高、手拉力轻
- 手拉链盘外罩采用特殊卷边工艺，在增加强度的同时，保证即使手拉链倾斜、横拉时，不产生卡链和过大噪声
- 双棘爪、双导轮更加安全可靠
- 通过CE、GS标准认证
- 本产品已广泛被核电、火电输变电等采用
- 超载装置（专利技术）供选择

Product Introduction:

- All Steel Construction-Impact resistant covers that provide durability and protection.
- Powder Coating-This process provides a long lasting finish in hostile environments.
- Double pawl and double guide rollers enhance performance, safety and reliability.
- Unique curling design-This feature enables the hand chain to successfully feed directly into the wheel sprocket from many directions and angles.
- Forged Alloy Steel Hooks Cast Steel Safety Latches.
- Stainless Steel Riveted Nameplat

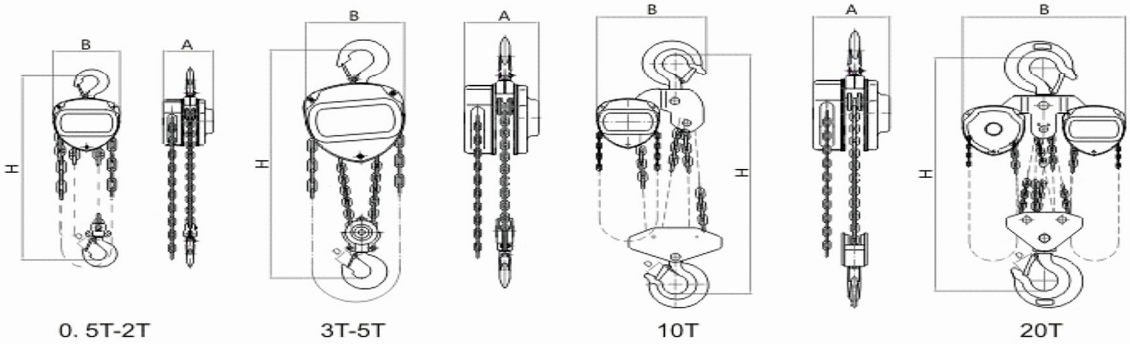

型号 Model	额定载荷 Capacity (t)	标准起重高度 Standard Lift (M)	试验载荷 Running Test (T)	手拉力 Effort required to lift max load (N)	起重链行数 No. of falls of load chain	起重链圆钢直径Load chain diameter (mm)	主要尺寸 Dimension(mm)				净重 Net Weight (kg)
							A	B	H	D	
VS-0.5T	0.5	2.5	0.75	300	1	6	137	137.5	35	270	8.4
VS-1T	1	2.5	1.5	330	1	6	162	146.5	35.5	317	11
VS-1.5T	1.5	2.5	2.25	360	1	8	183	170	45	399	16.2
VS-2T	2	3	3	365	2	8	194	170	42.5	414	18.5
VS-3T	3	3	4.5	385	2	8	220	170	50	465	25.6
VS-5T	5	3	7.5	435	2	10	288	191	64	618	42.8
VS-10T	10	3	15	435	4	10	384	195	85	798	79.5
VS-20T	20	3	30	435*2	8	10	625	209	110	890	193
VS-30T	30	3	45	435*2	12	10	691	312	110	1380	220
VS-50T	50	3	75	435*2	22	10	958	496	170	2578	1092

VG 手扳葫芦

VG LEVER HOIST

产品简介：

- 小型化、轻量化，易于携带
- 采用IOO级别檀镍链条，安全系数高，使用寿命长
- 独特手轮设计，可将链条长度迅速的调节到所需位置
- 采用独特的烧结摩擦片．不易碎，防油防滑，刹车性能好
- 袋式螺帽提高其维修保养性能
- 长轴三点式支撑，传动平稳，抗冲击载荷高
- 采用橡胶手柄套，使操作者使用更舒适，手柄套螺钉固定方式，使手柄套不轻易滑出手柄
- 采用引导式导链块设计，使链条导向更顺畅，绝无卡阻现象
- 吊钩采用35CrMO材质，安全性能更高
- 产品通过CE、GS认证
- 产品已广泛被电力、核电等国家单位采用
- 可选装限载装置

Product Introduction:

- Patented Fused Brake Design-Proven durability that increases safety.
- Weston Style Dual Pawl Brake System- Double pawl design increases safety.
- Unique hand wheel & knob design-No preload required.
- Corrosive resistant zinc plated grade 100 load chain.
- Alloy Steel Hook- Industrial rated hooks rotate 360 degrees for easy rigging.
- Cast Steel Safety Latches- Increased durability with heavy duty safety latches secured with Allen screws and locknuts.
- Caged Needle Bearing Design- Increases eff

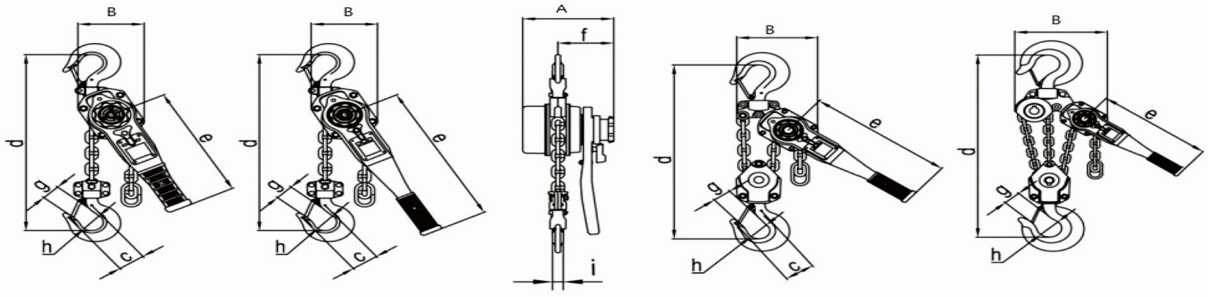

0.8T,1T,1.6T&2.5T　　3.2T　　6.3T　　9T

型 号 Model	规格 Capacity (T)	提升高度 Standard Lift (m)	试验载荷 Running Test (T)	链条数 No. of falls of load chain	起重链条圆钢直径 Load chain diameter(mm)	尺寸参数/Dimension(mm)									净重 Net Weight (kg)
						A	B	C	D	E	F	G	H	I	
VG0.8T	0.8	1.5	1.2	1	5.6	146	119	41.5	280	245	96	26.5	35.5	14	5.7
VG1.0T	1	1.5	1.5	1	5.6	146	119	49.4	300	245	96	31.5	42.5	15	5.9
VG1.6T	1.6	1.5	2.4	1	7.1	164	126	52	335	265	100	35.5	42.5	19	8
VG2.5T	2.5	1.5	3.75	1	8.8	179	150	58.6	375	265	103	41	47	21	11.2
VG3.2T	3.2	1.5	4.8	1	10	196	159	61.9	395	415	114	43	50	24.5	13.6
VG6.3T	6.3	1.5	9.45	1	10	196	218	84.3	540	415	114	53	60	34	26
VG9.0T	9	1.5	13.5	1	10	196	298	-	680	415	114	64	85	40	40

VJ手扳葫芦

VJ LEVER HOIST

产品简介：

低合金结构钢板的采用，安全可靠，经久耐用

采用80级高强度起重链条，安全系数高，使用寿命长

转动平稳，效率高，手板力轻

采用双棘爪制动安全性能更高

带加强筋手柄及加厚板材的设计，加强了手扳葫芦的强度

可选装限载装置

可选用电力专用的引导式导链装置，使整机在自由拽动起重链条时绝对顺畅，告别卡阻

产品通过CE,GS认证

产品已被核电，火电，电力等单位大量采用

Product Introduction:

- The adoption of low-alloy structural steel plate, safe, reliable and durable.
- G80 high strength load chain, high safety factor and long service life.
- Steady rotation, high efficiency, mall lever force.
- Products certified by CE and GS.
- Double pawl keep safe and reliable.
- The products have been widely used in nuclear power, thermal power transmission and transmission etc.
- Optional overload protection.

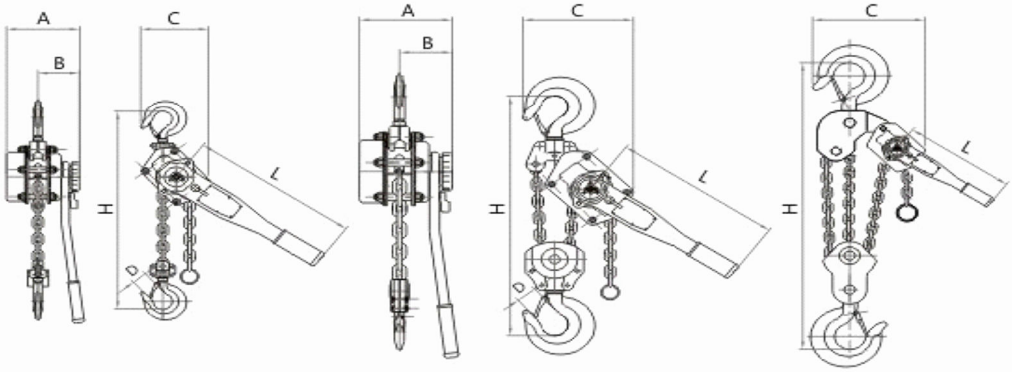

0.75-3T　　6T　　9T

型号 Model	规格 Capacity (T)	起升高度 Standard Lift (m)	试验载荷 Running Test (T)	手拉力 Effort required to lift max load(N)	链条行数 No.of falls of load chain	起重链条圆钢直径Load chain diameter (mm)	尺寸参数/Dimension(mm)						净重 Net Weight (kg)	包装尺寸 Packing (LxWxH)(cm)
							A	B	C	D	L	H		
VJ-0.5T	0.5	1.5	0.75	140	1	5	102	80	95	-	-	-	3.5	33.5x12.5x9
VJ-0.75T	0.75	1.5	1.125	140	1	6	148	88	135	32	290	320	7	37x14x17
VJ-1T	1	1.5	1.5	140	1	6	148	88	135	32	290	320	7.5	37x14x17
VJ-1.5T	1.5	1.5	2.25	240	1	8	176	102	155	36	415	380	11	52x14x18
VJ-2T	2	1.5	3	240	1	8	176	102	155	36	415	380	11.5	52x14x18
VJ-3T	3	1.5	4.5	320	1	10	195	109	211	46	415	480	19	55x16x21
VJ-6T	6	1.5	7.5	340	2	10	195	109	254	46	415	600	32	55x16x21
VJ-9T	9	1.5	11.25	360	3	10	195	109	319	57	415	700	47	62x48.5x26

VL手扳葫芦

VL LEVER HOIST

产品简介：

- 小型化、轻量化，易于携带
- 采用IOO级别檀镍链条，安全系数高，使用寿命长
- 独特手轮设计，可将链条长度迅速的调节到所需位置
- 采用独特的烧结摩擦片．不易碎，防油防滑，刹车性能好
- 袋式螺帽提高其维修保养性能
- 长轴三点式支撑，传动平稳，抗冲击载荷高
- 采用橡胶手柄套，使操作者使用更舒适，手柄套螺钉固定方式，使手柄套不轻易滑出手柄
- 采用引导式导链块设计，使链条导向更顺畅，绝无卡阻现象
- 吊钩采用35CrMO材质，安全性能更高
- 产品通过CE、GS认证
- 产品已广泛被电力、核电等国家单位采用
- 可选装限载装置

VL lever hoist Introduction：

VL series lever hoist is a kind of portable and versatile hand-operated loading and pulling appliance, which is capable of being applied in electricity, mines, ship buildings, construction sites, transports, post and telecommunication for installing equipment, lifting goods, pulling mechanical parts, bulk strapping and fastening, tightening fittings of wires, assembling and welding etc. Lever hoist is exceptionally convenient for working in narrow places, outdoor aloft work and pulling from different angles.

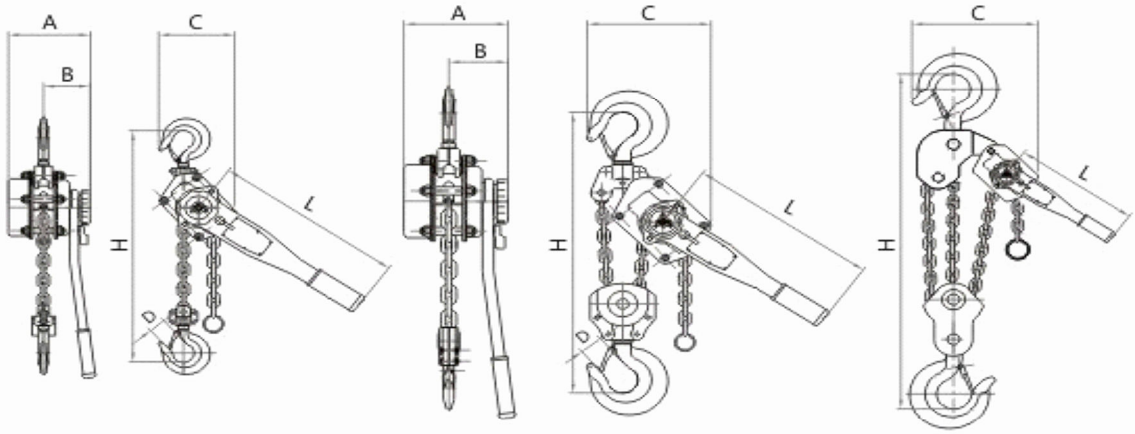

0.75-3T　　6T　　9T

型号 Model	规格 Capacity (T)	起升高度 Standard Lift (m)	试验载荷 Running Test (T)	手拉力 Effort required to lift max load (N)	链条行数 No. of falls of load chain	起重链条圆钢直径Load chain diameter(mm)	尺寸参数/Dimension(mm)						净重 Net Weight (kg)	包装尺寸 Packing (LxWxH)(cm)
							A	B	C	D	L	H		
VL-0.5T	0.5	1.5	0.75	-	1	5	102	80	95	-	-	-	3.5	33.5x12.5x9
VL-0.75	0.75	1.5	1.125	230	1	6.3	150	55	128	32	254	303	6.6	34x12x17
VL-1.5T	1.5	1.5	2.25	295	1	7.1	165	64	149	36	366	365	11	45x16x18
VL-3T	3	1.5	4.5	414	1	9	195	85	182	46	366	485	17	47x20x21
VL-6T	6	1.5	9	430	2	9	195	85	240	46	366	600	27.5	47x20x21
VL-9T	9	1.5	13.5	430	3	9	195	85	335	57	366	700	47	62x48.5x26

VM手扳葫芦

VM LEVER HOIST

产品简介：

- 最大净重量仅有0.55KG，重量轻、体积小，便于携带
- 有250KG和500KG两种额定载荷
- 手扳力小，对轻货物紧固、装卸物体、矫正位置等各种操作大显身手
- 产品通过CE、GS认证
- 产品已广泛被电力、核电等国家单位采用

Product Introduction：

- Attractive high-quality aluminium housing.
- Small size allows operation and storage in tight places.
- Easy handing with low physical effort on the lever.
- Fully protected mechanism for low maintenance cost.
- Easy adjustment by free chaining mode.
- Load drop protection in free-wheeling position.
- Grade 80 Zinc plated alloy load chain.

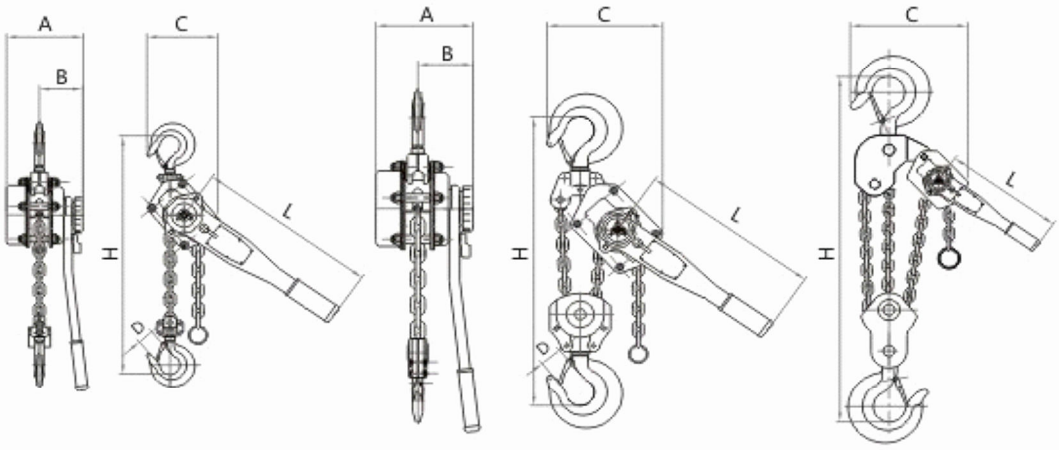

0.75-3T　　6T　　9T

型号Model	规格 Capacity (T)	起升高度 Standard Lift (m)	试验载荷 Running Test (T)	手拉力 Effort required to lift max load (N)	链条行数 No.of falls of load chain	起重链条圆钢直径Load chain diameter(mm)	尺寸参数/Dimension(mm)						净重 Net Weight (kg)	包装尺寸 Packing (LxWxH)(cm)
							A	B	C	D	L	H		
VM-0.25T	0.25	1	0.375	1	3.2	87	68	200	145	55.5	35.5	21	32	1.5
VM-0.5T	0.5	1.5	0.75	1	4.3	100.5	81	250	160	62.5	42	24.5	34.5	2.5
VM-0.75T	0.75	1.5	1.125	1	5	105	92	260	180	64	42	28.5	35.5	3.4
VM-1.5T	1.5	1.5	2.25	1	7.1	122	109	330	220	68.5	52	35	42.5	6.3

钢丝绳手扳葫芦

WIRE ROPE WINCH

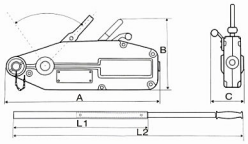

产品简介：

- 一种新型、高效、安全、耐用的机械产品
- 钢丝绳手扳葫芦具有起重、牵引、张紧三大功能
- 结构设计合理，安全系数较高，使用寿命较长，特别适用于无动力源状况下
- 采用高强度优质铝合金压铸而成，配套钢丝绳具有特别高的破段力和耐磨性

Model	Rated forward hand power(N)	Rated capacity (KG)	Rated forward travel(mm)	Rope diameter (mm)	Wire rope safty factor load capacity(kg)	Max traveling load(kg)	Net weight (kg)	Max outer size(mm)					Packing (LxWxH) (cm)
								A	B	C	L1(cm)	L2(cm)	
A-800	341	800	≥52	8.3	5	1200	6.4	426	238	64	-	80	43x6.4x24
A-1600	438	1600	≥55	11	5	2400	12	545	284	97	80	120	54.5x9.7x29
A-3200	438	3200	≥28	16	5	4000	23	660	325	116	80	120	66x12x35
A-5400	745	5400	≥25	20	5	8000	58	930	390	150	68	112	110x110x73

紧线器

RATCHET PULLER



Product Introduction:

Specialities

Designed for electric wire pulling for field needs: electric power, telephone line works, construction, farm and general purposes.

- UP and DOWN movement by moving the lever.
- Time-tested technique.
- Equipped with automatic mechanical brake and change pawl.
- More built-in safety factors than other brands.
- Easily field repairable and inexpensive to maintain.
- Solid ductile and malleable iron construction.

Model	Capacity (kg)	Pull Length(mm)		Size of Wire(mm*m)		Net Weight (kg)
		Max	Min	Double	Single	
B-1030	1000	1210	410	5*2300	6*1200	4.3
B-1040	1000	1210	410	5*2300	6*1200	5.2
B-1506	1000	1400	480	6*2300	6*1200	6.7
B-1509	1000	1400	480	5*3200	6*1200	7.2

微型电动葫芦

MINI ELECTRIC WIRE HOIST

Product Introduction:

- With emergency stop switch.
- Reinforced braking switch .
- Protection class up to Ip54
- With thermal prevention device.
- With up and down position limit safety device.

Model	Method of use	Rated volt (v)	Input power (w)	Rated lifting weight (kg)	Lifting speed (m/min)	Lifting height (m)	Qty/CTN (pcs)	Packing size (cm)	G.W./N.W (kg)
PA200	Single-hook Double-hook	220/230/240	480	100 200	10 5	12 6	2	49x43x16	24/22
PA250	Single-hook Double-hook	220/230/240	510	125 250	10 5	12 6	2	49x43x16	24/22
PA300	Single-hook Double-hook	220/230/240	600	150 300	10 5	12 6	2	49x43x16	24/22
PA400	Single-hook Double-hook	220/230/240	950	200 400	10 5	12 6	2	52x48x17	36/34
PA500	Single-hook Double-hook	220/230/240	1020	250 500	10 5	12 6	2	52x48x17	36/34
PA600	Single-hook Double-hook	220/230/240	1200	300 600	10 5	12 6	2	52x48x17	36/34
PA700	Single-hook Double-hook	220/230/240	1250	350 700	8 4	12 6	2	54x50x17	38/36
PA800	Single-hook Double-hook	220/230/240	1300	400 800	8 4	12 6	2	54x50x17	38/36
PA990	Single-hook Double-hook	220/230/240	1600	500 990	8 4	12 6	1	62x24x35	33/32
Model	Method of use	Rated volt (v)	Input power (w)	Rated lifting weight (kg)	Lifting speed (m/min)	Lifting height (m)	Qty/CTN (pcs)	Packing size (cm)	G.W./N.W (kg)
PA-200L	Single-hook Double-hook	220/230/240	1020	100 200	20 10	12 6	2	52x42x17	36/34
PA-300L	Single-hook Double-hook	220/230/240	1300	150 300	20 10	12 6	2	52x25x17	38/36
PA-400L	Single-hook Double-hook	220/230/240	1600	200 400	20 10	12 6	1	51x34x18	33/32
PA-500L	Single-hook Double-hook	220/230/240	1800	250 500	20 10	12 6	1	51x34x18	33/32

CD1钢丝绳电动葫芦

CD1 ELECTRIC WIRE ROPE HOIST

产品简介：

■ 减速器

采用三级定轴斜齿轮传动机构，齿轮和齿轮轴用经过热处理的合金钢制成，箱体，盖由优质铸铁制成，装配严密，密封良好。减速器自成一个部件，装卸极为方便

■ 控制箱

采用能在紧急情况下切断主电路，并带有上下行程保护断火限位器的装置，确保了电动葫芦的安全运行。电器元件寿命长，使用可靠

■ 钢丝绳

采用GB1103-74(6X37+1)型起重钢丝绳，它保证了经久耐用

■ 锥形电动机

起升电机采用较大气动力矩锥形转子制动异步电动机，无须外加制动器。电机负载持续率为25%,电机采用B级或F级绝缘，电机防护等级IP44/IP54

■ 按钮开关

手操式轻巧灵便，分别绳操纵和无绳遥控两种方式

Product Introduction:

- Model CD1 Electric Wire Hoist is a small-sized lifting equipment, whih can be mounted on single beam, bridge, gantry and arm cranes.
- With slight modification, it can also be used as a winch.
- It is widely used in factories, mines, harbours, warehouses, cargo storage areas and shops, essential in raising working efficiency and improving working conditions.
- Model CD1 Electric Hoist has only normal speed, which can satisfy normal application.
- Model MD1 Electric Hoist provides two speeds: normal sp

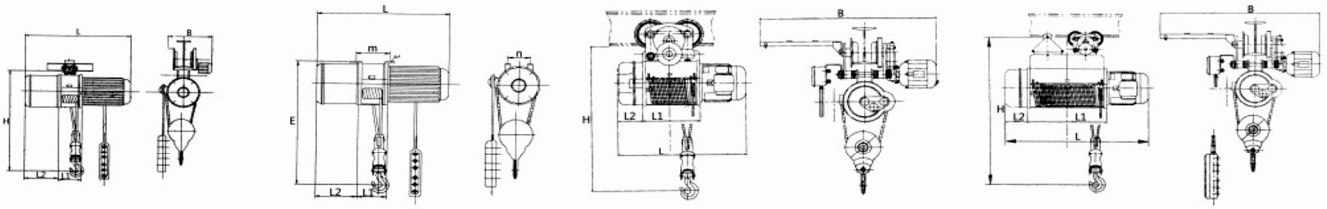

Model			CD1 & MD1																							
Capacity		T	0.25			0.5			1						2						3					
Hoisting Height		M	3	6	9	3	6	9	6	9	12	18	24	30	6	9	12	18	24	30	6	9	12	18	24	30
Lifting Speed		M/min	8/0.8			8/0.8			8/0.8						8/0.8						8/0.8					
Travel Speed		M/min	20/30			20/30			20/30						20/30						20/30					
Wirerope	Dia	mm	3.6			4.7			7.7						13						13					
	Construction		6x19			D-6x37+1			D-6x37+1						D-6x37+1						D-6x37+1					
Track	T-steel		16-22b			16-28b			16-28b						20a-32c						20a-32c					
	Min,curvature	m	0.8			1.5			1.5		2		3	4	2		2.5		3	4	2		2.5		3	4
Power source			3-phase, AC,380V,50HZ																							
Working system and working			Intermediate FC=25%,working group M3																							
Hoisting motor	Power	Kw	0.4			0.8 0.2/0.8			1.5 0.2/1.5						3 0.4/3						4.5 0.4/4.5					
	Rotation speed	R/min	1380			1380			1380						1380						1380					
	Current	A	1.25			2.4 0.72/2.4			4.3 0.72/4.3						7.6 1.25/7.6						11 2.4/11					
Travelling motor	Power	K/w	0.06			0.2			0.2						0.4						0.8					
	Rotation speed	R/min	1400			1380			1380						1380						1380					
	Current	A	0.3			0.72			0.72						1.25						1.25					
NER weight ±15% (kg)		CD	44	44.4	45	120	125	145	145	158	180	195	208	222	235	248	296	320	340	365	280	300	350	380	405	435
		MD				135	140	160	160	170	200	210	220	230	265	278	326	350	370	395	310	330	380	410	435	465
		CD	30	30.4	31	80	85	90	110	120	125	140	150	165	168	180	190	210	230	350	220	235	250	275	300	325
		MD				100	105	110	130	140	145	155	165	180	196	210	220	240	260	280	350	365	280	305	330	355
Main dimensions (mm)		H	423			630		670	960						960						985		1080			
		E	395			493			584						740						848					
		L2	216			126			159						187						230					
		L1				274	346	418	345	443	541	737	933	1129	352	452	552	752	952	1152	380	483	586	792	998	1024
		L CD	391			616	688	760	758	856	955	1510	1346	1542	820	920	1020	1220	1420	1620	915	1018	1121	1327	1533	1738
		L MD				638	710	782	780	878	976	1172	1368	1542	820	920	1020	1220	1420	1620	915	1018	1121	1327	1533	1738
		m	104			318	390	462	401	499	597	793	989	1185	418	518	618	818	1018	1218	448	551	664	860	1066	1272
		n	130			190			196						240						264					
		h				145			152.5						190						211.5					
		φ	17			17			20						25						25					
		B	279-319			279-884			279-884						279-930						279-930					
		F				355/426			354/492						400/562						438-642					

PDH型环链电动葫芦

ELECTRIC CHAIN HOIST PDH TYPE

产品描述：

PDH变频单速控制型环链电动葫芦，结构新颖本机采用高强度的铝合金机体，外形美观、机体紧凑、体积小、重量轻。采用二级齿轮传动，高速级为斜齿轮传动，因而传动平稳、噪声小。全铝机身使葫芦轻便，外形更加优美极大的提高了葫芦的抗腐蚀度和散热效果。

详细介绍：

PDH型环链电动葫芦产品特点：1、采用双刹车系统，机械刹车和电磁刹车。机械刹车采用世界专业生产汽车刹车的三大厂商之一的美国雷贝斯托的刹车片系统。 安全技术国内领先。2、设有内置限载装置。当所提升物体重量大于额定载额时，电动葫芦不再工作，可避免超载时引发的不良后果；3、本机设有上、下限位装 置。当吊钩上升或下降至极限位时，本机会自动切断电源、吊钩随即停止动作。4、电机有过热保护功能，当电机因频繁使用引起温升过高时，该装置会自动切断电 机以保护电机不至于烧坏。5、电器为进口西门子电器。手柄开关固定式采用5键设置，除了方向按钮外，设有一个急停按钮、一个开启按钮、一个关闭按钮。使操 作者于危急状况时，能立即关闭电源。6、起重吊钩设有闭锁装置，可防止锁具意外滑脱。7、链条采用进口日本FEC链条，安全更有保障。8、可以有选择性的 加载内置变频器，不需要像传统的电动葫芦加在外面，提升速度任由操控。9、机体采用精密真空压铸铝合金材质，表面喷塑。整机重量轻，散热好，外型美观。 10、无噪音。国家标准为80分贝为噪音，而此款电动葫芦的运行声音仅有40分贝。

Product description:

PDH frequency conversion single speed control loop chain electric hoist, the structure of the new type of high strength aluminum alloy body, beautiful appearance, compact body, small size, light weight. Two - stage gear transmission is adopted, and the high - speed level is the helical gear drive, so the transmission is stable and the noise is small. The whole aluminum body makes the bottle gourd light, and the shape is more beautiful and greatly improves the corrosion resistance and the heat radiation effect of the gourd.

Detailed introduction:

PDH ring chain electric hoist product features: 1, the use of double brake system, mechanical brake and electromagnetic brake. The mechanical brake with brake system is one of the three firms in the world specializing in the production of automobile brakes leibeisituo the United states. Domestic leading security technology. 2, with built-in limit device. When the weight of the lifting object is larger than the rated load, the electric hoist can no longer work, and can avoid the adverse consequences caused by overloading; 3, the machine is provided with an upper and a lower position device. When the hook up or down to the limit, the opportunity to automatically cut off the power supply, immediately stop action hook. 4, motor overheating protection function, when the motor temperature rise caused by frequent use is high, the device will automatically cut off the motor to protect the motor will not burn. 5, electrical appliances for the import of SIEMENS electrical appliances. The handle switch is fixed with 5 key settings, in addition to the direction of the button, a stop button, an open button, a close button. When the operator is in critical condition, the power supply can be turned off immediately. 6, the lifting hook is provided with locking device, which can prevent the lock slip. 7, the chain using imported Japanese FEC chain, safety is more secure. 8, can be loaded with a selective built-in inverter, do not need to add outside the traditional electric hoist, to enhance the speed of the control. 9, the body adopts Aluminum Alloy precision vacuum die casting material, surface spray. Light weight, good heat radiation, beautiful appearance. 10, no noise. National standard is 80 dB for the noise, and the operation of the electric hoist is only 40 db.

Technical Parameters 技术参数

Type 型号		PDH-A-0.5	PDH-A-1	PDH-A-2	PDH-A-2.5	PDH-A-3	PDH-A-5
Capacity 额定起重（t）		0.5	1	2	2.5	3	5
Standard Liftig Heig 标准起升高度		3					
Lifting Speed 起升速度（m/min）		7.2	5.8	3	5	5	2.6
起升电机 Lifting motor	Power 功率（Kw）	0.9	1.1	1.1	3	3	3
	Voltage 电压（V）	380					
	Frequency 频率（HZ）	50					
Chain Turns 链条回数		1	1	2	1	1	2
Chain Sprcification 链条规格		? 6.3419	? 8424	? 8424	? 11.2434	? 11.2434	? 11.2434
Test Load 实验载荷（t）		0.625	1.25	2.5	3.125	3.75	6.25
weight 净重（Kg）		41	45	53	108	110	130
Weight Added With 1m Higher 扬程每增加 1m 应加重量（Kg）		1.1	1.4	2.8	2.8	2.8	5.6

A型环链电动葫芦

ELECTRIC CHAIN HOIST A TYPE



产品介绍:

外壳：铝合金外壳，坚实而质轻

极限开关：防止链条超出，确保安全

链条：80级热处理合金钢链条

吊钩：下钩360度旋转，经热锻造，强度极佳

变压器：操作时防止漏电产生意外

逆向保护装置：电源线接错时，控制电路无法运作

Product introduction:

Housing: aluminum alloy shell, solid and light

Limit switch: to prevent the chain beyond, to ensure safety

Chain: 80 grade heat treatment alloy steel chain

Hook: the hook under 360 degree rotation, after hot forging, excellent strength

Transformer: operation to prevent leakage accident

Reverse protection device: power line fault, the control circuit can not operate

额定载重	起升速度	葫芦参数					行车参数						
Capacity (T)	Lifting speed (M/min)	功率 POWER (KW)	转速 Rotation speed (M/min)	电源相数 Phases	电压 Voltage (V)	频率 Frequency (HZ)	功率 POWER (KW)	转速 Rotation speed (M/min)	运行速度 Operating speed (M/min)	电源相数 Phases	电压 Voltage (V)	频率 Frequency (HZ)	工字钢 I-Beam (CM)
0.5	7.8	1.1	1440	3	220-440	50	0.12	1440	24	3	220-440	50	68-130
1	6.8	1.5	1440	3	220-441	50	0.4	1440	11/21	3	220-441	50	68-131
1	3.6	1.1	1440	3	220-442	50	0.4	1440	11/21	3	220-442	50	68-132
2	6.6	3	1440	3	220-443	50	0.4	1440	11/21	3	220-443	50	82-178
2	3.4	1.5	1440	3	220-444	50	0.4	1440	11/21	3	220-444	50	82-178
3	5.6	3	1440	3	220-445	50	0.75	1440	11/21	3	220-445	50	100-178
3	3.3	3	1440	3	220-446	50	0.75	1440	11/21	3	220-446	50	100-178
5	2.8	3	1440	3	220-447	50	0.75	1440	11/21	3	220-447	50	100-178

M6舞台专用环链电动葫芦

STAGE ELECTRIC CHAIN HOIST

产品介绍：

高效轻质电机

冲压钢构壳体

高轻度安全吊钩

轻巧美观而耐用的塑制链带

热处理成型的钢制导链板

操作简单，便于维护

以正反方向和全天候使用而设计

Product introduction:

High efficiency and light motor

Stamping steel shell

High quality light and safety hook

Beautiful and durable plastic.belt

Steel guide chain plate for heat treatment forming

Easy to operate, easy to maintain

Designed for use in both positive and negative direction and around the clock

合成纤维吊装带
POLYESTER LIFTING SLINGS SERIES

“晟通”具有从原料到成品的全套生产线，能生产从0.5-1000吨多种规格,品种的吊装带，拴紧器，拖车带等产品

Web Slings are flexible,linghtweight,and have a flat construction,normally with eyes at both ends.The flexibility of the sling helps to reduce shock loading effects.It is also important to note that the load-bearing yarns of the sling come in direct contact with the load.Round slings are a continuous loop of yarn covered by a woven tubular casing.This casing comes in direct contact with the load,which helps to prect the load-bearing yarns inside.Whether Web or Round,rest assured that the ST Sling product line offers the fittings you need to get the most out of your slings in the toughest lifting applications and environments.

EB 扁平吊装带

EB WEBBING SLINGS

Webbing sling,very compact design and a new processing technique for the webbings are what give webbing slings good breahing elongation
A specially woven edge protection and reinforced loops all give protection from abrasion and damage.
It is that guarantees and extremely long service life.
The webbing slings are manufactured ar high premises.
This permits a precis degree of quality control.

扁平吊装带的最大载荷范围为0-50吨，
长度范围为1-100米
扁平吊装带采用100%PES通过编织缝合制成，
并且吊装的两端可使用加强的环眼或金属配件
来提高强度
扁平吊带由织机一次织成，
并配以不同的缝合方法加工而成，分为单层和双层



EB Webbing Sling'Lifting Method And Maximum Safety Working Load Parameter

Max.SWL of Lifting Method=Mode Coefficient PxWorking Load Limit

Code	Color	Single Max,Working Load Limit						2-Legs Max,Working Load Limit				Approx Width (mm)			Min Length (m)	Max Length (m)
		Upright	Choked	β				Upright 45°	Choked 45°	Upright 45° -	Choked 45° -					
				0° - 7°	7° - 45°	45° - 60°	45°									
		1.0	0.8	2.0	1.4	1.0	0.7	1.4	1.12	1.0	0.8	5:1	6:1	7:1		
EB-01	Purple	1000	800	2000	1400	1000	700	1400	1120	1000	800	25	25	30	1	100
EB-02	Green	2000	1600	4000	2800	2000	1400	2800	2240	2000	1600	50	50	60	1	100
EB-03	Yellow	3000	2400	6000	4200	3000	2100	4200	3360	3000	2400	75	75	90	1	100
EB-04	Gray	4000	3200	8000	5600	4000	2800	5600	4480	4000	3200	100	100	120	1	100
EB-05	Red	5000	4000	10000	7000	5000	3500	7000	5600	5000	4000	125	125	150	1	100
EB-06	Brown	6000	4800	12000	8400	6000	4200	8400	6720	6000	4800	150	150	180	1	100
EB-08	Blue	8000	6400	16000	11200	8000	5600	11200	8960	8000	6400	200	200	240	1	100
EB-10	Orange	10000	8000	20000	14000	10000	7000	14000	11200	10000	8000	250	250	300	1	100
EB-12	Orange	12000	9600	24000	16800	12000	8400	16800	13440	12000	9600	300	300	300	3	100
EB-15	Blue	15000	12000	30000	21000	15000	10500	21000	16800	15000	12000	200	200	240	3	100
EB-20	Orange	20000	16000	40000	28000	20000	14000	28000	22400	20000	16000	250	250	300	3	100
EB-25	Orange	25000	20000	50000	35000	25000	17500	35000	28000	25000	20000	300	300	300	3	100
EB-30	Orange	30000	24000	60000	42000	30000	21000	42000	33600	30000	24000	300	300	300	3	100
EB-40	Orange	40000	32000	80000	56000	40000	28000	56000	44800	40000	32000				3	100
EB-50	Orange	50000	40000	100000	70000	50000	35000	70000	56000	50000	40000				3	100

EB–A扁平吊装带

EB-A WEBBING SLINGS

The special advantages of webbing slings
100% high tenacity polyester
Single ply or double ply
With reinforced lifting eyes
Low elongation
Safety facto available:5:1, 6:1, 7:1
Length available:1m to 100m
According to EN 1492-1:2000

可分为单层或多层两种，且缝合样式多样
尺寸大小可按客户要求定制
承载面宽，可以减少表面负荷的压力
吊装外表光滑和精细的物体时，不会损伤被吊物
表面可经PU硬化处理，增强耐磨性
强度重量比高
可附加抗磨及防切断保护套
使用国际标准色来区分承载吨位，即使吊带磨损也易于辨认
轻便柔软，在狭小空间也便于使用
不导电无触电危险
符合欧洲标准EN1492-2:2000 和中国行业标准 JB/T8521-2007




EB–B扁平吊装带

EB-B WEBBING SLINGS



可分为单层或多层两种，且缝合样式多样
尺寸大小可按客户要求定制
承载面宽，可以减少表面负荷的压力
吊装外表光滑和精细的物体时，不会损伤被吊物
表面可经PU硬化处理，增强耐磨性
强度重量比高
可附加抗磨及防切断保护套
使用国际标准色来区分承载吨位，即使吊带磨损也易于辨认
轻便柔软，在狭小空间也便于使用
不导电无触电危险
符合欧洲标准EN1492-2:2000 和中国行业标准 JB/T8521-2007

The special advantages of webbing slings
100% high tenacity polyester
Single ply or double ply
With reinforced lifting eyes
Low elongation
Safety facto available:5:1, 6:1, 7:1
Length available:1m to 100m
According to EN 1492-1:2000

EC 扁平吊装带

EC WEBBING SLINGS

高强耐酸碱吊带是作业中较为理想的吊带，由于其接触面较宽且平整，不易损伤被吊物

由于其有较好的耐酸及耐碱性能，故其适宜吊装涂料制品，塑料制品，机床及经表面处理或防腐保湿后的管材管道等

高强耐酸碱吊带是化工行业尤其是电镀行业理想的吊具

安全负荷：0.5吨--10吨

产品执行标准：JB/T8521-2007

EC WHITE WEBBING SLINGS

EC white webbing sling is the ideal sling which has wide and smooth appearance, no damage to the load objects

Because it is resistant to mineral acids and alkali.It is suitable for paints,plsatics and pipes after anti-corrosion treatment

The hightensile anti-acids and alkalis webbing sling is used for lifting goods in chemical industry,specially in electroplate.

Safety loading:0.5T-10T

Legal standard:JB/T8521-2007

EC Webbing Sling'Lifting Method And Maximum Safety Working Load Parameter							
Max. SWL of Lifting Method = Mode Coefficient P x Working Load Limit							
Code	Color	Minimum Breaking Load(kg)	Working Load Limit(kg)	Upright(kg) P=1	Choked(kg) P=0.8	Angle 45° (kg) P=1.8	Angle 90° (kg) P=1.4
EC-01	White	4000	1000	1000	800	1800	1400
EC-02		8000	2000	2000	1600	3600	2800
EC-03		12000	3000	3000	2400	5400	4200
EC-04		16000	4000	4000	3200	7200	5600
EC-05		20000	5000	5000	4000	9000	7000
EC-06		24000	6000	6000	4800	10800	8400
EC-08		32000	8000	8000	6400	14400	11200
EC-10		40000	10000	10000	8000	18000	14000

EA 圆形吊装带

EA ROUND SLINGS

最大负荷可达3000吨，有效长度可达100米，安全系数一般采用7:1,6:1.圆形吊装带采用高强度聚酯工业长丝（100%PES）制成，内部承载芯采用无极环绕以构成循环状，外部使用100%PES织成不受力的保护套对承载芯加以保护。

Round sling has the maximum load up to 3000T, effective length up to 100m,safety factor adopted is normally 7;1,6:1Round sling is made of high tension industrial Yarn(100%PES),the strandsinside are as a form of endless cycle.the outside sleeve is also made of 100% PES,not for the loading but to protect the strandsinside.

EA Webbing Sling' Lifting Method And Maximum Safety Working Load Parameter

Max.SWL of Lifting Method=Mode Coefficient PxWorking Load Limit

Code	Color	Single Max,Working Load Limit						2-Legs Max,Working Load Limit				Approx Width (mm)	Min Length (m)	Max Length (m)
		Upright	Choked	β				Upright 45°	Choked 45°	Upright 45° - 60°	Choked 45° - 60°			
				0° - 7°	7° - 45°	45° - 60°	45°							
		1.0	0.8	2.0	1.4	1.0	0.7	1.4	1.12	1.0	0.8			
EA-01	Purple	1000	800	2000	1400	1000	700	1400	1120	1000	800	40	1	100
EA-02	Green	2000	1600	4000	2800	2000	1400	2800	2240	2000	1600	50	1	100
EA-03	Yellow	3000	2400	6000	4200	3000	2100	4200	3360	3000	2400	60	1	100
EA-04	Gray	4000	3200	8000	5600	4000	2800	5600	4480	4000	3200	70	1	100
EA-05	Red	5000	4000	10000	7000	5000	3500	7000	5600	5000	4000	75	1	100
EA-06	Brown	6000	4800	12000	8400	6000	4200	8400	6720	6000	4800	80	1	100
EA-08	Orange	8000	6400	16000	11200	8000	5600	11200	8960	8000	6400	90	1	100
EA-10	Orange	10000	8000	20000	14000	10000	7000	14000	11200	10000	8000	100	1	100
EA-12	Orange	12000	9600	24000	16800	12000	8400	16800	13440	12000	9600	110	1	100
EA-15	Orange	15000	12000	30000	21000	15000	10500	21000	16800	15000	12000	150	1	100
EA-20	Orange	20000	16000	40000	28000	20000	14000	28000	22400	20000	16000	180	1	100
EA-25	Orange	25000	20000	50000	35000	25000	17500	35000	28000	25000	20000	200	1	100
EA-30	Orange	30000	24000	60000	42000	30000	21000	42000	33600	30000	24000	200	1	100
EA-40	Orange	40000	32000	80000	56000	40000	28000	56000	44800	40000	32000	200	1	100
EA-50	Orange	50000	40000	100000	70000	50000	35000	70000	56000	50000	40000	220	1	100
EA-60	Orange	60000	48000	120000	84000	60000	42000	84000	67200	60000	48000	220	1	100
EA-80	Orange	80000	64000	160000	112000	80000	56000	112000	89600	80000	64000	260	1	100
EA-100	Orange	100000	80000	200000	140000	100000	70000	140000	112000	100000	80000	290	1	100

EA–A圆形吊装带

EA-A ROUND SLINGS

圆形吊装带具有的优点

特别适用于圆环形物体的吊装

吊装带外表面精细，对易损物不会造成损伤

吊装方式多，也可用于拖拉被吊物

吊装带受力均匀，从而使吊装带的工作寿命延长

强度重量比高

可附加抗磨及防切断保护套

使用国际标准色来区分承载吨位，即使吊带磨损也易于辨认

轻便柔软，在狭小空间也便于使用

不导电无触电危险

符合欧洲标准EN1492-2:2000 和中国行业标准 JB/T8521-2007

The special advantages of round slings:
Especially suitable for loading round objects
The surface of round sling is smooth,does not cause damages to tender objects loaded
Various loading methods,including dragging or pulling loaded object
Stressed evenly enable the sling's usage last longer
High strength/weight ratio
Anti-abrasion and anti-incision protection sleeve can be attached
Has special label,working load is differentiated by colors according to international standard.Easy to identify even if the sling has been abrased
Light and soft,can be used in small narrow space, non-electric conductive,no danger of electric shock
In compliance with European Standard En 1492-2:2000 and Chinese Standard JB/T8521-2007

EA–B 圆形吊装带

EA-B ROUND SLINGS

圆形吊装带具有的优点

特别适用于圆环形物体的吊装

吊装带外表面精细，对易损物不会造成损伤

吊装方式多，也可用于拖拉被吊物

吊装带受力均匀，从而使吊装带的工作寿命延长

强度重量比高

可附加抗磨及防切断保护套

使用国际标准色来区分承载吨位，即使吊带磨损也易于辨认

轻便柔软，在狭小空间也便于使用

不导电无触电危险

符合欧洲标准EN1492-2:2000 和中国行业标准 JB/T8521-2007

The special advantages of round slings:
Especially suitable for loading round objects
The surface of round sling is smooth,does not cause damages to tender objects loaded
Various loading methods,including dragging or pulling loaded object
Stressed evenly enable the sling's usage last longer
High strength/weight ratio
Anti-abrasion and anti-incision protection sleeve can be attached
Has special label,working load is differentiated by colors according to international standard.Easy to identify even if the sling has been abrased
Light and soft,can be used in small narrow space,non-electric conductive,no danger of electric shock
In compliance with European Standard En 1492-2:2000 and Chinese Standard JB/T8521-2007

轿车牵引带

CAR TOWING BELT

轿车牵引带能够用最简便的方法解决故障、残损或陷落的小汽车或吉普车的问题

特殊设计，镀锌钩非常容易与交通工具匹配

比钢丝绳、链条更轻便，不生锈、不腐烂、不霉变，适合在小汽车旅行箱中储存

标准长度4米，可另按要求定做长度

Car towing belt can resolve the problem of breakdown,destory or falling car or jeep with the most simple method,the hooks can easily match the vehicle.It is lighter than the steel wire ropes,with not become rusty.Putrefied or mildwed,and you can put it into your luggage of your car to store it.The standard length is 4mYou can order 6m,8m.

TYPE TB01	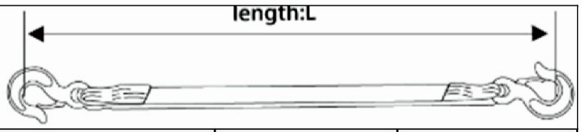			
Art. NO.	Breaking Load (kg)	Approx Thickness (mm)	Approx Wideth (mm)	Total Length (m)
TB01-01	1000	2	25	4
TB01-015	1500	2	35	4
TB01-02	2000	2	50	4
TB01-03	3000	3	50	4

TYPE TB02				
Art. NO.	Breaking Load (kg)	Approx Thickness (mm)	Approx Wideth (mm)	Total Length (m)
TB02-01	1000	2	25	4
TB02-015	1500	2	35	4
TB02-02	2000	2	50	4
TB02-03	3000	3	50	4



TYPE TB03				
Art. NO.	Breaking Load (kg)	Approx Thickness (mm)	Approx Wideth (mm)	Total Length (m)
TB03-01	1000	2	25	4
TB03-015	1500	2	35	4
TB03-02	2000	2	50	4
TB03-03	3000	3	50	4

吊装带护套、护角

EDGE PROTECTION

Width (mm)	WLL of Belt (T)	A (mm)	B (mm)	C (mm)	Weight (kg)
40	1	50	30	60	0.51
50	2	60	33	65	0.70
60	3	70	38	70	1.02
70	5	90	40	75	1.28
90	8	100	46	90	1.75
100	10	110	49	100	2.40
115	12	125	53	110	3.20
140	15	150	63	130	4.90
170	20	180	66	140	6.70
170	30	180	77	160	9.30
170	40	180	80	170	10.40

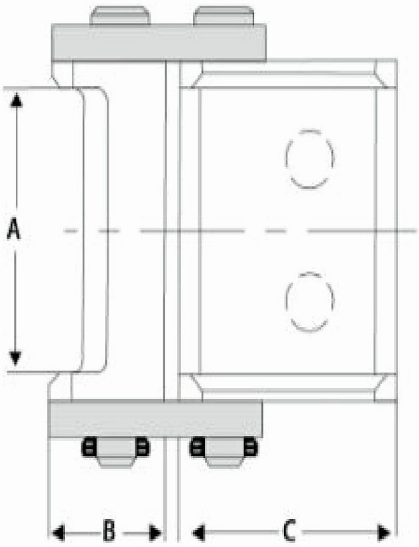

拴紧器

RATCHET STRAPS

拴紧器又称紧固器，是使用在货物的运输、移动、装运或者仓储时固定功能，主要用于卡车、拖车、船上或轨上物品的拴紧和钢材、木材及各种管材物品的捆绑、拴紧，也适用于车辆拖车及救援用。
拴紧器是手驱动的张力设备，最大手腕力为500N，具有锁紧后不会脱落，安全可靠，轻便、操作简单，保护物体不受损伤。

Ratchet straps is also called ratchet lashing/lashing belt/cargo lashing which used while transporting/moving/loading and warehousing,for keep the goods stable or fix the goods while they are transporting by truck,train and ship.It is easy to apply the max force you need to handle it by hand is 500N,and after the retchet locked,it will not lose,safety flexible

Art. No.	Working Capacity (kg)		Breaking Capacity (kg)	Width (mm)	Length (m)
		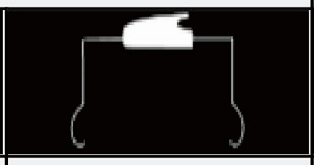			
FF01-25	750	1500	1500	25	5
FF01-35	1500	3000	3000	35	5
FF01-50	2500	5000	5000	50	8
FF01-75	4000	8000	8000	75	10
FF01-100	5000	10000	10000	100	10
We can make length according to the customers' request.					



拴紧器可根据实际需要配备末端件（双排钩、三角环）

正常情况下，配件表面镀锌，如需其他颜色或者浸塑请订货时注意。

我们具有不锈钢机头、双排钩。

我公司目前有近百种五金配件，可承接来图来样加工

The fittings are attached based on the actual needs(hook or tri-angle ring)for ratchet straps.
Under normal circumstance,the surface plates zinc,if you need other colors or PVC coating,please note when ording.
We have stainless steel ratchet and hook
We have more than 100 kinds of hardware accessories,we can process the product by your diagram paper or sample.

BUCKLES

DC-13 (2)

DC-20

DC-13



Rb25152



Rb35202

Rb10101
RB25081

Rb50501

Rb35304

Rb35303

Rb75102

Rb50502

HOOKS

Uh50501

Wh75101

Wh50501

Wh35301

Wh25051

Sh25152

Wh25024

Jk50501

Fh75801

Dr50502

Fg5050
WH50151

Sh25052
FH50251

Sh25153
SH25154

Tw50501

索具配件
RIGGING FITTINGS

表面处理



链条配件

“晟通”全新索具配件厂区落成，设备规模等又上新台阶，可生产环眼钩、双环扣、欧式安全钩、意式羊角钩、强力环、子母环等。“晟通”索具产品以安全为第一生产原则，质量安全系数：静载荷达到4倍。

“Shengtong” has built a rigging fittings factory, Our competitive products:eye hooks, connecting links, European type safety hooks,Italian type clevis slip hooks, master link assembly and etc.

“Shengtong” have a principle that safety is the first.

Quality safety factor:4times.

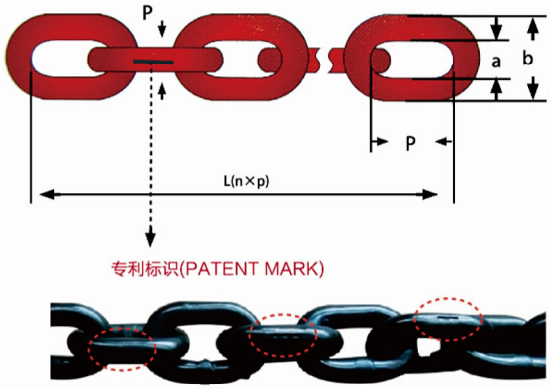

材料：高质量合金钢

表面处理：光身、抛光、发黑、刷漆、喷塑、热镀、电镀等

生产标准：ISO,DIN,BS,JIS,ASTM

级别：G80，G100

Material:high-quality alloy steel

Surface treatment:self-color,polishing, black,plastic coating,hot-dip,galvanized, etc.

Manufacture standard:ISO DIN BS JIS ASTM

Quality grade:G80.G100

Size dxp(mm)	Inside min. (a)	Outside max. (b)	Approx Weight (kg/m)	Working Load Limit(t)	Test Load(kN)	Breaking Load min. (kN)
Φ6x18	7.8	22.2	0.8	1.12	28	45.2
Φ7.1x21	9.2	26.3	1.1	1.6	39.6	63.3
Φ8x24	10.4	29.6	1.4	2	50.3	80.4
Φ9x27	11.7	33.3	1.8	2.5	63.6	102
Φ10x30	13	37	2.2	3.15	78.5	126
Φ11x33	14.3	40.7	2.7	3.8	95	152
Φ12x36	15.6	44.4	3.1	4.6	113	181
Φ13x39	16.9	48.1	3.8	5.3	133	212
Φ14x42	18.2	51.8	4.4	6.3	154	246
Φ16x48	20.8	59.2	5.7	8	201	322
Φ18x54	23.4	66.6	7.3	10	254	407
Φ20x60	26	74	9	12.5	314	503
Φ22x66	28.6	81.4	10.9	15	380	608
Φ23x69	29.9	85.1	12	16	415	665
Φ25x75	32.5	92.5	14.1	20	491	785
Φ26x78	33.8	96.2	15.2	21.2	531	849
Φ28x84	36.4	104	17.6	25	616	985
Φ32x96	41.6	118	23	31.5	804	1290

起重链

LIFTING CHAIN

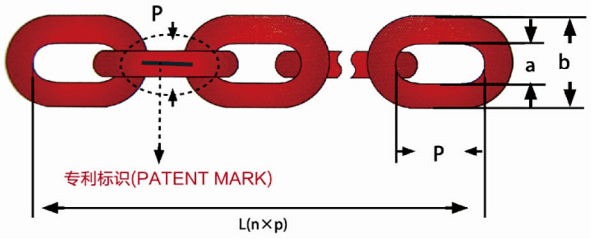

材料：高质量合金钢
表面处理：光身、抛光、发黑、刷漆、喷塑、热镀、电镀等
生产标准：ISO,DIN,BS,JIS,ASTM
级别：G80，G100
安全系数:最小四倍
Material:high-quality alloy steel
Surface treatment:self-color,polishing,black,plastic coating,hot-dip,galvanized,etc.
Manufacture standard:ISO DIN BS JIS ASTM
Quality grade:G80.G100
Safety factor:min 4 times

Size dxp (mm)	Inside min. (a)	Outside max. (b)	Approx Weight (kg/m)	Working Load Limit (t)	Test Load (kN)	Breaking Load min. (kN)
Φ6x18	7.2	20.4	0.77	1.1	28	45.2
Φ7.1x21	8.4	23.8	1.07	1.6	39.6	63.3
Φ8x24	9.6	27.2	1.36	2	50.3	80.4
Φ9x27	10.8	30.6	1.77	2.5	63.6	102
Φ10x30	12	34	2.15	3.2	78.5	126
Φ11x33	13.2	37.4	2.6	3.8	95	152
Φ12x36	14.4	40.8	3.05	4.6	113	181
Φ13x39	15.6	44.2	3.7	5.3	133	212
Φ14x42	16.8	47.6	4.3	6	154	246
Φ16x48	19.2	54.4	5.6	8	201	322
Φ18x54	21.6	61.2	7	10	254	407
Φ20x60	24	68	8.7	12.5	314	503
Φ22x66	26.4	74.8	10.5	15	380	608
Φ23x69	27.6	78.2	11.9	17	415	665
Φ25x75	30	85	14.2	20	491	785
Φ26x78	31.2	88.4	15.3	21.2	531	849
Φ26x92	35	90	15	21.3	510	850
Φ28x84	33.6	95.2	17.8	25	616	985
Φ28x106	40	102.8	17.3	24.5	590	980
Φ30x108	40	108	19	28.3	678	1130
Φ32x96	38.4	108.8	23.2	32.8	804	1286
Φ32x116	46	114	22.29	32.2	772	1286

G80 美式强力环

G80 U.S TYPE FORGED MASTER LINK			
Size (in)	Weight (kg)	W.L.L. (t)	B.L.L (t)
1/2	0.42	2	8
5/8	0.7	3	12
3/4	1.05	4.7	18.8
7/8	1.47	6.4	25.6
7/8	1.57	8	32
1	2.1	11	44
1-1/4	4.3	16	64
1-1/2	7.25	21.7	86.8
1-3/4	11.6	28.4	113.6
2	16.2	35	140
2	16.2	35	180
2-1/2	32	50	200

G80 欧姆环

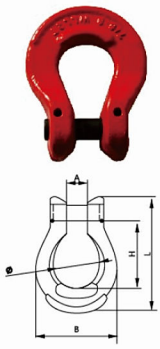

G80 OMEGA RING							
Size (mm)	W.L.L. (t)	Dimensions (mm)					Weight (kg)
		A	B	H	L	ø	
6	1.12	8	41	25	52	20.5	0.22
7/8	2	10	52	35	68.5	23.5	0.22
10	3.15	12	62	40.5	81	31.5	0.36
13	5.3	15	81	54	108	41	0.71
16	8	19	99	64	126	49.5	1.3
20	12.5	23	118	75.6	152	58	2.2

G80 欧式环眼安全钩

G80 EUROPEAN TYPE EYE SELF-LOCKING HOOK			
Size (mm)	Weight (kg)	W.L.L. (t)	B.L.L (t)
6-8	0.5	1.2	4.8
7/8-8	0.8	2	8
10-8	1.52	3.2	12.8
13-8	2.9	5.3	21.2
16-8	6	8	32
18/20-8	7.15	12.5	50
22-8	14	15	60

G80 欧式双环扣

G80 EUROPEAN TYPE CONNECTING LINK			
Size (mm)	Weight (kg)	W.L.L. (t)	B.L.L (t)
6-8	0.1	1.2	4.8
7/8-8	0.16	2	8
10-8	0.33	3.2	12.8
13-8	0.68	5.3	21.2
16-8	1.17	8	32
18/20-8	2	12.5	50
22-8	3.08	15	60
26-8	5.27	21.2	84.8
32-8	9.45	31.5	125.6

G80 欧式羊角安全钩

G80 EUROPEAN TYPE CLEVIS SELF-LOCKING HOOK			
Size (mm)	Weight (kg)	W.L.L. (t)	B.L.L (t)
6-8	0.55	1.2	4.8
7/8-8	0.85	2	8
10-8	1.5	3.2	12.8
13-8	2.75	5.3	21.2
16-8	5.9	8	32
18/20-8	7	12.5	50
22-8	16	15	60

G80 环眼滑钩

G80 EYE SLING HOOK WITH LATCH			
Size (mm)	Weight (kg)	W.L.L. (t)	B.L.L (t)
6-8	0.35	1.2	4.8
7/8-8	0.54	2.2	8
10-8	1.1	3.2	12.8
13-8	2.1	5.3	21.2
16-8	3.4	8	32
18/20-8	6.35	12.5	50

G80 美式子母环

G80 U.S TYPE MASTER LINK ASSEMBLY			
Size (in)	Weight (kg)	W.L.L. (t)	B.L.L (t)
3/4	1.7	4.7	18.8
7/8	2.2	6.4	25.6
7/8	2.7	8	32
1	4.1	11	44
1-1/4	6.1	16	64
1-1/2	13	21.7	86.8
1-3/4	19	28.4	113.6
2	26.5	35	140
2-1/4	35.1	45	180
2-1/2	46.7	50	200
2-3/4	75.6	60	240
3	80	70	280

G80 欧式旋转安全钩

G80 EUROPEAN TYPE SWIVEL SELF-LOCKING HOOK			
Size (mm)	Weight (kg)	W.L.L. (t)	B.L.L (t)
6-8	0.7	1.2	4.8
7/8-8	1.21	2	8
10-8	2	3.2	12.8
13-8	3.5	5.3	21.2
16-8	7.1	8	32
18/20-8	12	12.5	50

G80 意式羊角滑钩

G80 ITALIAN TYPE CLEVIS SLIP HOOK WITH LATCH			
Size (mm)	Weight (kg)	W.L.L. (t)	B.L.L (t)
6-8	0.4	1.2	4.8
7/8-8	0.55	2.2	8.8
10-8	0.9	3.2	12.8
13-8	1.6	5.3	21.2
16-8	4.1	8	32
18/20-8	6.05	12.5	50

杠杆式紧索具

LEVER TYPE LOAD BINDER, PAINTED RED			
Size (in)	W.L.L. (lbs)	M.B.S. (lbs)	Weight (kg)
LT-250	250	880	0.6
LT-375	375	1300	0.65
1/4-5/16	2600	920	1.8
5/16-3/8	5400	19000	3.9
3/8-1/2	9200	33000	6.5
1/2-5/8	13000	46000	10

棘轮式紧索具

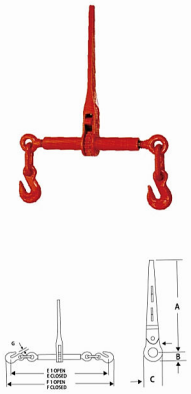

RATCHET TYPE LOAD BINDER, PAINTED RED			
Size (in)	W.L.L. (lbs)	M.B.S. (lbs)	Weight (kg)
1/4-5/16	2600	9200	1.96
5/16-3/8	5400	19000	4.7
3/8-1/2	9200	33000	5.2
1/2-5/8	13000	46000	6.3

美式环眼钩

EYE HOOK WITH LATCH				
320C		320A		Weight
WLL/T	B.L.L/T	WLL/T	B.L.L/T	(kg)
1/2	2	3/4	3	0.18
3/4	3	1	4	0.27
1	4	1-1/2	6	0.36
1-1/2	6	2	8	0.6
2	8	3	12	1
3	12	4-1/2	18	1.7
5	20	7	28	3.9
7-1/2	30	11	44	6
10	40	15	60	10.2

模锻三角环

FORGED DELTA RING		
Size (in)	Breaking strength	Weight (kg)
2	11000	0.2
3	18000	0.36
4	20000	0.62

旋转钩

SWIVEL HOOK WITH LATCH				
322A		322C		Weight
WLL/T	B.L.L/T	WLL/T	B.L.L/T	(kg)
1	4	3/4	3	0.35
1 1/2	6	1	4	0.58
2	8	1 1/2	6	1.04
3	12	2	8	1.18
4 1/2	18	3	12	2.2
7	28	5	20	4.71
11	44	7 1/2	30	7.46
15	60	10	40	10.65

羊角滑钩（带舌片）

CLEVIS SLIP HOOK WITH LATCH			
Size	Weight	W.L.L(Lbs)	
(in)	(Lbs)	H-330	A-330
1/4	0.52	1950	2750
5/16	0.77	2875	4300
3/8	1.23	4000	5250
7/16	2.1	5000	7000
1/2	2.85	6500	9000
5/8	5.18	9250	13500
3/4	6.5	18500	27000

羊角抓钩

CLEVIS GRAB HOOK			
Size	Weight	W.L.L(Lbs)	
(in)	(Lbs)	H-330	A-330
1/4	0.4	2600	3600
5/16	0.79	3900	5400
3/8	1	5400	7500
7/16	1.5	7200	10000
1/2	2.1	9200	12750
5/8	4.2	12750	19000
3/4	6.5	18500	27000

油田旋转吊钩

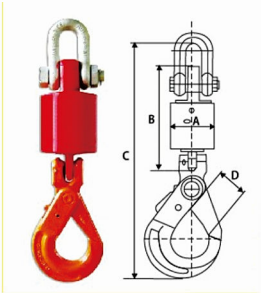

SWIVEL HOOK FOR OFFSHORE							
W.L.L (T)	A (mm)	B (mm)	C (mm)	D (mm)	WLL OF SHACKLES (t)	WLL OF HOOK (t)	WEIGHT (kg)
3	88	195	420.5	40	4.75	3.2	7
5	96	229	487.8	50	6.5	5.4	13.8
8	128	315	628.6	60	8.5	8.2	19.6

意式羊角翅钩

ITALIAN TYPE CLEVIS SHORTENING GRAE HOOK			
Size (mm)	Weight (Lbs)	W.L.L. (t)	B.L.L (t)
6-8	0.17	1.1	4.4
7/8-8	0.35	2	8
10-8	0.81	3.15	12.6
13-8	1.38	5.3	21.2
16-8	2.5	8	32
20-8	4.5	12.5	50
22-8	5.9	15	60

永磁吸盘

Powerful Permanent Magnetic Lifter ML-C TYPE

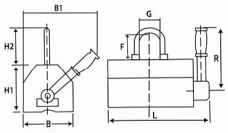

Product Introduction

Double magnetic circuit lifters

Strong magnetic path by NdFeb magnetic materials

Higher magnetism,less weight

Less remaining magnetism when being off

New designed handle enable its damper strength lower.

Suitable for thin magnetic-inductive material with thickness over 5mm

Model	Rated Lifting Strength	Cylindrical Lifting Strength	L	B	H1	H2	B1	F	G	Net Weight
	kgf	kgf								(kg)
T300	300	150	205	90	95	70	230	46	36	12
T600	600	300	276	115	107	80	290	55	45	20
T1000	1000	500	310	150	140	95	360	60	50	46
T1500	1500	700	380	166	158	115	450	65	55	72
T2000	2000	1000	425	175	170	115	460	65	55	100



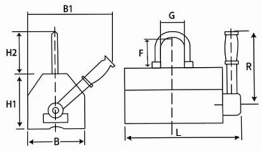

A Permanent Magnet Lifter YS TYPE

Product Introduction：

JTML-A Model safety factor 3.5:1.

Strong permanent magnetic circuit.

Stable and lasting working performance.

Strong pull-off strength.

High safety factor and reliable quality.

Model	Rated Lifting Capacity (kg)	Max Break Force (kg)	L	W	H	Hande L	Weight (kg)
YS-100	100	300	83	62	67	160	3
YS-400	400	1200	165	95	92	205	10
YS-600	600	1800	210	120	115	240	20
YS-1000	1000	3000	260	153	135	275	36
YS-2000	2000	5000	345	172	165	370	68
YS-3000	3000	7500	440	175	165	370	92
YS-4000	4000	10500	500	175	165	360	109
YS-5000	5000	12500	515	230	215	590	198
YS-6000	6000	15000	780	230	215	720	278

DIN 3091 重型套环

DIN 3091 HEAVY MALLEABLE CAST RING

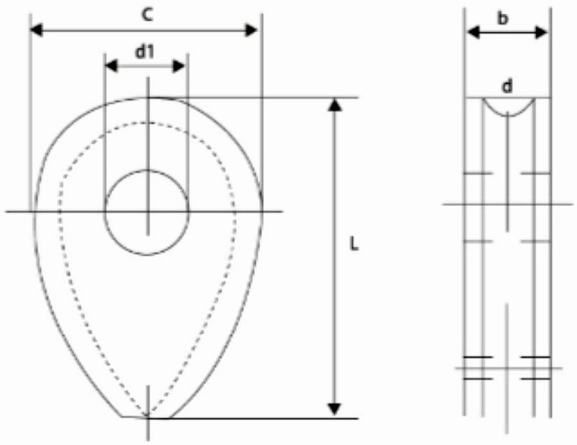

DIN 3091 HEAVY MALLEABLE CAST RING					
SIZE(mm)	d	L	c	d1	b
8	9	56	40	14	15
10	11	70	50	18	17.5
12	13	84	60	21	20
14	16	98	70	25	23.5
16	18	110	80	28	26
18	20	130	90	31	28.5
20	22	140	100	35	31
22	24	150	110	38	33.5
24	26	170	120	41	36
26	29	180	130	44	39.5
28	31	200	140	47	42
32	35	220	160	53	47
36	40	250	180	59	53
40	44	280	200	65	58
44	48	310	220	70	62
48	53	340	240	76	69
52	57	360	260	81	74
56	62	390	280	86	80
64	70	450	320	95	90
72	79	500	360	104	101

G80 链条调节器

CHAIN CLUTCH

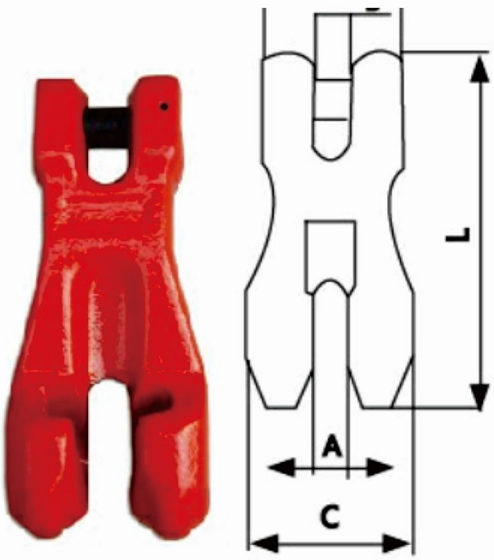

G80 CHAIN CLUTCH							
SIZE (mm)	Dimensions(mm)					W.L.L. (t)	Weight (kg)
	A	B	C	E	L		
6	7.5	7.5	33.5	31	72.5	1.12	0.17
7/8	9.5	9.5	45	36	100.5	2	0.4
10	13	13	55	48	137	3.15	0.97
13	16	16	75	59	177	5.3	1.85
16	21	21	91	73	218	8	3.68
18/20	23	23	100	80	235	12.5	4.43
22	25.5	25.5	118	98	294	15	8.5

钢丝绳楔形接头

WEDGE SOCKET

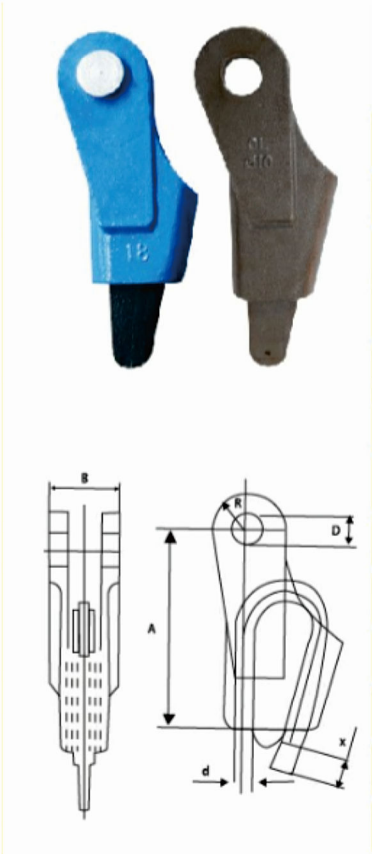

WEDGE SOCKET								
Size (mm)	W.L.L. (KN)	B.L.L (KN)	B(mm)	D (H10) (mm)	A(mm)	R(mm)	PIN	Weight (kg)
6	10	43	29	16	90	16	2x20	0.56
8	10	51	31	18	100	25	2x20	0.77
10	15	71	38	20	120	25	2x25	1.01
12	20	100	44	25	155	30	2x25	1.77
14	25	118.5	51	30	185	35	2x25	3.02
16	30	161.3	60	34	195	42	3x30	4.6
18	35	184	64	36	195	44	3x30	5.35
20	50	249.6	72	38	220	50	3x30	7.9
22	55	285.3	76	40	240	52	4x50	10.8
24	65	327	83	50	260	60	4x50	18.9
26	57	373.6	92	55	280	65	4x50	17.2
28	95	487.6	97	55	305	70	4x50	19.5
32	120	600	110	65	360	77	5x60	32.9
36	155	780	122	70	390	58	5x60	43
40	200	984	145	57	470	90	5x60	55

G80 万向转环

G80 MUTI-DIRECTIONAL USING LIFTING SWIVEL

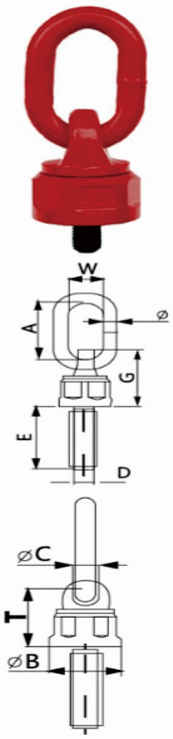

G80 MUTI-DIRECTIONAL USING LIFTING SWIVEL										
Size	Dimensions(mm)							W.L.L.(t)		Weight
D x E	A	B	C	G	T	W	⌀	90°	0°	(kg)
M8x13	55	36	15.5	52	44	30	13	0.3	0.6	0.43
M10x19	55	36	15.5	52	44	30	13	0.45	0.9	0.45
M12x19	55	36	15.5	52	44	30	13	0.5	1	0.46
M16x20	55	36	15.5	52	44	30	13	1.12	2	0.48
M20x30	85	60	22.5	81	69	40	18	2	4	1.55
M22x30	85	60	22.5	81	69	40	18	2	4	1.56
M24x30	85	60	22.5	81	69	40	18	3.15	6.3	1.59
M27x35	85	60	22.5	81	69	40	18	3.15	6.3	1.61
M30x35	115	80	26.5	110	90	50	22	5.3	10.6	3.72
M30x50	115	80	26.5	110	90	50	22	8	11.8	3.75
M33x50	115	80	26.5	110	90	50	22	8	11.8	3.77
M36x54	115	80	26.5	110	90	50	22	8	11.8	3.81
M39x58	115	80	26.5	110	90	50	22	8	11.8	3.86
M42x63	115	80	26.5	110	90	50	22	10	15	3.88
M45x68	115	80	26.5	110	90	50	22	10	15	3.92
M48x68	115	80	26.5	110	90	50	22	10	15	3.95
M56x84	135	104	36.5	140	117	65	28	15	20	8.1
M60x90	135	104	36.5	140	117	65	28	15	20	8.85
M64x95	135	104	36.5	140	117	65	28	15	20	9
M72x108	150	125	48.5	331	166	80	40	25	–	22.8
M80x120	150	125	48.5	331	166	80	40	30	–	23.9
M90x135	–	–	–	–	–	–	–	35	–	25.9

吊带式组合索具

BELT SLINGS

	Color Of Sling	β=0 to 45°	β=0 to 60°
	Purple	1000KG	–
	Green	2000KG	
	Yellow	3000KG	
	Gray	4000KG	
	Red	5000KG	
	Purple	1400KG	1000KG
	Green	2800KG	2000KG
	Yellow	4200KG	3000KG
	Gray	5600KG	4000KG
	Red	7000KG	5000KG
	Purple	2100KG	1500KG
	Green	4200KG	3000KG
	Yellow	630KG	4500KG
	Gray	8400KG	6000KG
	Red	10500KG	7500KG
	Purple	2100KG	1500KG
	Green	4200KG	3000KG
	Yellow	6300KG	4500KG
	Gray	8400KG	6000KG
	Red	10500KG	7500KG

本成套索具由主吊环，链接扣，吊装带，金属末端件组成
组合索具总长度根据用户需要制作
主吊环包括强力环、圆环、梨形环和子母环等，链接卸扣包括弓形卸扣，链条卸扣等；使用时根据被吊物不同选择吊钩
吊装带包括扁平和圆形带，金属末端件包括各式吊钩和其他金属件
三肢索具包括于四肢索具中
标准安全系数：4:1，可生产安全系数：5:1,6:1

This belt slings are woven wbbing with master ring,connectings and end fittings
The length can be made according to customers'needs
The master rings include weldless alloy links,weldless rings, weldless sling links and connecting links.
you can choose any kind of hooks according to the lifted projict.
Lifting sling can be round sling or webbing sling,end fittings can be various hooks and other metal fittings
Standard safety factor:4:1 We can also produce : 5:1,6:1

链条式组合索具

CHAIN SLINGS

本成套索具由主吊环，链接扣，高强度链条，金属末端件组成

组合索具总长度根据用户需要制作

使用时根据被吊物不同选择吊钩索具吊装时，吊索间形成的夹角

不应大于60度

标准安全系数：4:1，可生产安全系数：5:1,6:1

This chain slings are made up of master ring,connecting link,

chains and end fittings

The length can be made according to customers'needs

you can choose any kind of hooks according to the lifted projict.

The angle won't over 60 degree when lifting

Standard safety factor:4:1 We can also produce : 5:1,6:1

DIN1480 德式花兰

DIN 1480 TURNBUCKLE

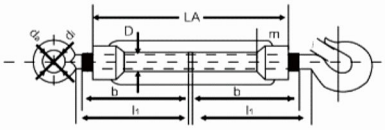

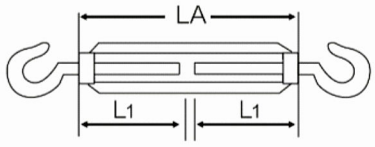

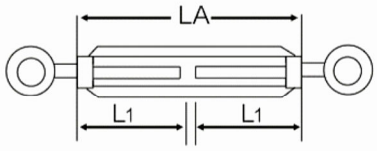

DIMENSION D	PERMISSIBLE LOAD		WEIGHT	LA	m	L1	b	di	da	i
mm	Kg	N	Kg/100pcs	mm	mm	mm	mm	mm	mm	mm
M6	230	2250	7.8	110	10	60	53	10	20	4.5
M8	418	4100	14.8	110	14	60	55	12	26	6.5
M10	663	6500	29.4	125	20	65	60	14	30.5	8
M12	948	9300	36.3	125	21	75	70	18	37.5	10.5
M16	1804	17700	91	170	27	100	90	22	48	13
M20	2752	27000	156	200	34	115	100	25	51	20
M24	3996	3920	325	255	39	140	130	28	66	27
M30	6371	62500	415	255	45	145	130	35	83	31
11/4``	6585	64600	595	295	55	160	150	36.5	88	33
M36	9276	91000	745	295	55	160	150	44	104	40
11/2``	9572	93900	1076	330	63	185	170	42	104	39

日式开体花兰

JIS FORGED STEEL FRAME TYPE TURNBUCKLE

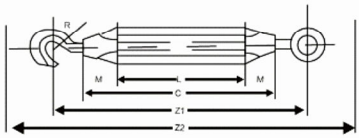

JIS FORGED STEEL FRAME TYPE TURNBUCKLE										
SIZE	OO TYPE	CO TYPE	Z_2	Z_1	C	L	M	D	ϕ	R
	Kg	Kg	mm	mm	mm	mm	mm	mm	mm	mm
M10x150	700	230	340	250	150	112	15	15	15	8
M12x200	1800	300	332	260	200	162	19	17	19	10
M14x250	2000	520	535	332	250	200	25	22	22	11
M16x250	3500	800	535	382	250	200	25	22	22	11
M16x300	3500	800	585	382	300	250	25	22	22	11
M18x300	3600	1200	623	404	300	240	30	26	25	13
M20x300	4000	1400	623	404	300	240	30	26	26	14
M22x325	5500	1900	682	463	325	263	32	30	28	14
M24x350	7000	2050	710	462	350	270	35	30	30	15
M24x400	7000	2050	731	512	400	320	38	30	30	15
M27x450	8500	2500	850	610	450	360	39	32	32	18
M30x450	9500	2800	850	610	450	360	40	35	35	20
M32x500	10500	3000	910	850	500	410	43	40	40	22
M36x500	11800	3500	910	850	500	410	45	42	45	24

其他产品

OTHER SERIES




美标D型卸扣（G210）

U.S D TYPE SHACKLE (G210)

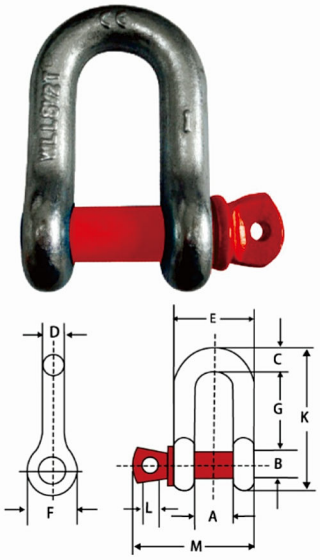

Size (in)	W.L.L (t)	Weight (Ibs.)	Dimensions (in)										Tolerance +/-	
			A	B	C	D	E	F	G	K	L	M	G	A
1/4	1/2	0.11	0.47	0.31	0.25	0.25	0.97	0.62	0.97	1.59	0.19	1.43	0.06	0.06
5/16	3/4	0.17	0.53	0.38	0.31	0.31	1.15	0.75	1.07	1.91	0.22	1.71	0.06	0.06
3/8	1	0.28	0.66	0.44	0.38	0.38	1.42	0.92	1.28	2.31	0.25	2.02	0.13	0.06
7/16	1-1/2	0.43	0.75	0.5	0.44	0.44	1.63	1.06	1.48	2.67	0.31	2.37	0.13	0.06
1/2	2	0.59	0.81	0.63	0.5	0.5	1.81	1.18	1.66	3.03	0.38	2.69	0.13	0.06
5/8	3-1/4	1.25	1.06	0.75	0.63	0.63	2.32	1.5	2.04	3.76	0.44	3.34	0.13	0.06
3/4	4-3/4	2.63	1.25	0.88	0.81	0.75	2.75	1.81	2.4	4.53	0.5	3.97	0.25	0.06
7/8	6-1/2	3.16	1.44	1	0.97	0.88	3.2	2.1	2.86	5.33	0.5	4.5	0.25	0.06
1	8-1/2	4.75	1.69	1.13	1	1	3.69	2.38	3.24	5.94	0.56	5.13	0.25	0.06
1-1/8	9-1/2	6.75	1.81	1.25	1.25	1.13	4.07	2.69	3.61	6.78	0.63	5.71	0.25	0.13
1-1/4	12	9.09	2.03	1.38	1.38	1.25	4.53	3	3.97	7.5	0.69	6.25	0.25	0.13
1-3/8	13-1/2	11.63	2.25	1.5	1.5	1.38	5.01	3.31	4.43	8.28	0.75	6.83	0.25	0.13
1-1/2	17	15.95	2.38	1.63	1.62	1.5	5.38	3.62	4.84	9.05	0.81	7.33	0.25	0.13
1-3/4	25	26.75	2.88	2	2.12	1.75	6.38	4.19	5.78	10.97	1	9.06	0.25	0.13
2	35	42.31	3.25	2.25	2.36	2.1	7.25	5	6.77	12.74	1.22	10.35	0.25	0.13
2-1/2	55	71.75	4.12	2.75	2.63	2.63	9.38	5.68	8.07	14.85	1.38	13	0.25	0.25

美标D型卸扣（G2150）

U.S D TYPE SHACKLE (G2150)

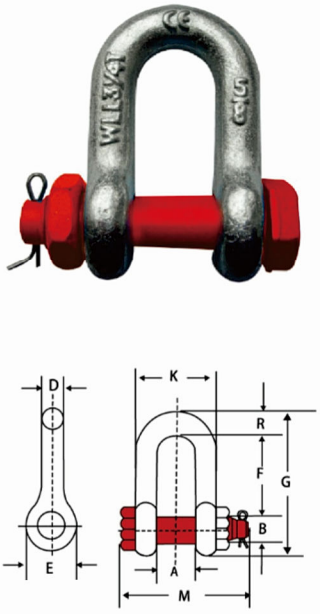

Size (in)	W.L.L (t)	Weight (Ibs.)	Dimensions (in)									Tolerance +/-	
			A	B	D	E	F	G	K	M	R	F	A
1/4	1/2	0.13	0.47	0.31	0.25	0.62	0.97	1.59	0.97	1.56	0.25	0.06	0.06
5/16	3/4	0.23	0.53	0.38	0.31	0.75	1.07	1.91	1.15	1.82	0.31	0.06	0.06
3/8	1	0.33	0.66	0.44	0.38	0.92	1.28	2.31	1.42	2.17	0.38	0.13	0.06
7/16	1-1/2	0.49	0.75	0.5	0.44	1.06	1.48	2.67	1.63	2.51	0.44	0.13	0.06
1/2	2	0.75	0.81	0.64	0.5	1.18	1.66	3.03	1.81	2.8	0.5	0.13	0.06
5/8	3-1/4	1.47	1.06	0.77	0.63	1.5	2.04	3.76	2.32	3.56	0.63	0.13	0.06
3/4	4-3/4	2.52	1.25	0.89	0.75	1.81	2.4	4.53	2.75	4.15	0.81	0.25	0.06
7/8	6-1/2	3.85	1.44	1.02	0.88	2.1	2.86	5.33	3.2	4.82	0.97	0.25	0.06
1	8-1/2	5.55	1.69	1.15	1	2.38	3.24	5.94	3.69	5.39	1	0.25	0.06
1-1/8	9-1/2	7.6	1.81	1.25	1.13	2.69	3.61	6.78	4.07	5.9	1.25	0.25	0.13
1-1/4	12	10.81	2.03	1.4	1.25	3	3.97	7.5	4.53	6.69	1.38	0.25	0.13
1-3/8	13-1/2	13.75	2.25	1.53	1.38	3.31	4.43	8.28	5.01	7.21	1.5	0.25	0.13
1-1/2	17	18.5	2.38	1.66	1.5	3.62	4.87	9.05	5.38	7.73	1.62	0.25	0.13
1-3/4	25	31.4	2.88	2.04	1.75	4.19	5.84	10.97	6.38	9.33	2.12	0.25	0.13
2	35	46.75	3.25	2.3	2.1	5	6.82	12.74	7.25	10.41	2.36	0.25	0.13
2-1/2	55	85	4.12	2.8	2.63	5.68	8.07	14.85	9.38	13.58	2.63	0.25	0.25
3	85	124.25	5	3.25	3	6.5	8.56	16.87	11	15.13	3.5	0.25	0.25
3-1/2	120	-	5.25	3.75	3.62	8	-	-	-	19	-	-	0.25

美标弓形卸扣（G209）

U.S TYPE SHACKLE (G209)

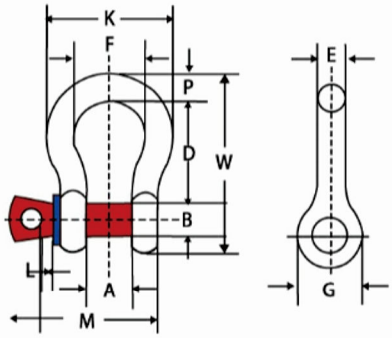

Size (in)	W.L.L (t)	Weight (Ibs.)	Dimensions(in)											Tolerance +/-	
			A	B	D	E	F	G	K	W	L	M	P	D	A
3/16	1/3	0.06	0.38	0.25	0.88	0.19	0.6	0.56	0.98	1.47	0.16	1.14	0.19	0.06	0.06
1/4	1/2	0.1	0.47	0.31	1.13	0.25	0.78	0.61	1.278	1.84	0.19	1.43	0.25	0.06	0.06
5/16	3/4	0.19	0.53	0.38	1.22	0.31	0.84	0.75	1.47	2.09	0.22	1.71	0.31	0.06	0.06
3/8	1	0.31	0.66	0.44	1.44	0.38	1.03	0.91	1.78	2.49	0.25	2.02	0.38	0.13	0.06
7/16	1-1/2	0.38	0.75	0.5	1.69	0.44	1.16	1.06	2.03	2.91	0.31	2.37	0.44	0.13	0.06
1/2	2	0.72	0.81	0.63	1.88	0.5	1.31	1.19	2.31	3.28	0.38	2.69	0.5	0.13	0.06
5/8	3-1/4	1.37	1.06	0.75	2.38	0.63	1.69	1.5	2.94	4.19	0.44	3.34	0.69	0.13	0.06
3/4	4-3/4	2.35	1.25	0.88	2.81	0.75	2	1.81	3.5	4.97	0.5	3.97	0.81	0.13	0.06
7/8	6-1/2	3.62	1.44	1	3.31	0.88	2.28	2.09	4.03	5.83	0.5	4.5	0.97	0.25	0.06
1	8-1/2	5.03	1.69	1.13	3.75	1	2.69	2.38	4.69	6.56	0.56	5.13	1.06	0.25	0.06
1-1/8	9-1/2	7.41	1.81	1.25	4.25	1.16	2.91	2.69	5.16	7.47	0.63	5.71	1.25	0.25	0.06
1-1/4	12	9.5	2.03	1.38	4.69	1.29	3.25	3	5.75	8.25	0.69	6.25	1.38	0.25	0.06
1-3/8	13-1/2	13.53	2.25	1.5	5.25	1.42	3.63	3.31	6.38	9.16	0.75	6.83	1.5	0.25	0.13
1-1/2	17	17.2	2.38	1.63	5.75	1.54	3.88	3.63	6.88	10	0.81	7.33	1.62	0.25	0.13
1-3/4	25	27.78	2.88	2	7	1.84	5	4.19	8.86	12.34	1	9.06	2.25	0.25	0.13
2	35	45	3.25	2.25	7.75	2.08	5.75	4.81	9.97	13.68	1.22	10.35	2.4	0.25	0.13
2-1/2	55	85.75	4.13	2.75	10.5	2.71	7.25	5.59	12.87	17.84	1.38	13	3.13	0.25	0.25

美标弓形卸扣(G2130)

U.S TYPE SHACKLE (G2130)

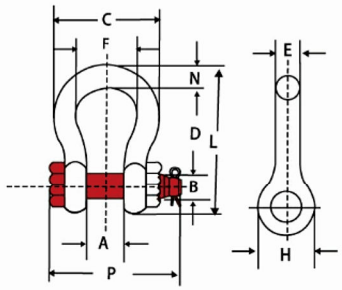

EUROPEAN TYPE LARGE BOW SHACKLE SAME SIZE DIAMETER PIN WITH BODY							
SWL (kg)	D(mm)	d(mm)	a(mm)	c(mm)	r(mm)	b(mm)	WEIGHT kg/100pcs
80	5	5	10	19	8	11	1.9
100	6	6	13	25	10	14	3.4
200	8	8	16	32	12	18	7
320	10	10	19	38	16	20	13
520	12	12	25	51	19	26	24
800	16	16	32	64	28	33	50
1100	20	20	38	76	33	40	80
1500	22	22	44	89	37	50	130
2100	25	25	51	100	40	57	200
3000	28	28	57	115	47	68	300
3500	32	32	64	127	52	73	430
5000	38	38	76	152	63	85	675
7000	45	45	90	180	75	96	1250
8000	50	50	102	200	78	108	1750

压套机简介

钢丝绳压套机
铝合金压制在国际市场上广泛流行，使吊索尺寸精确，结构简洁。
CLH系列钢丝绳压套机是我公司结合市场行情，自主研制生产的新机型，该机工艺技术更加完善，结构合理，坚固耐用，操作人性化，广泛应用于电力、采矿、建筑、海洋工程、交通运输、石油及港口等。压套机属于大型精密设备，为更好的发挥最大性能，良好的为你作业，请一定仔细阅读并按照说明书操作

压套机压制绳套的特点
缔结强度高，安全载荷大
压制部分外形美观
耐腐蚀性强
节省钢丝绳成本
长度精确
工艺先进效率高
解决有限空间的吊装作业

YDRAULIC PRESSING MACHINE
Wire rope pressing machine CLH series product.
The aluminu metal alloy inhibits to spread extensively among nations,making manufacturing size accurate,the structure is simple and direct.
CLH series pressing machine is we combine with market condition,the independence develops the new model of production,the machine's craft technique is more perfect,structure reasonable,hard enduring,operate a humanization,extensively applied in each big mineral mountain,metallurgy,power station,petroleum,port etc.

Characterristics of pressed wire rope slings
High working load limit
Perfect pressed shape
Excellent cauterization
Saving wire rope cost
Ensure the exact length
Advanced technics and efficiency
Goods solution to rigging works with limited working space

压套机CLH600

MAX.force(KN)	6000
MAX.dia.in one pressing(mm)	Φ 42
MAX.dia.with multi bite pressing(mm)	Φ 44
MAX.piston movement(mm)	180
Piston working movement(mm)	100
MAX.working pressure(Mpa)	28
The up speed of piston(mm/sec)	4.5
The down speed of piston(mm/sec)	8.7
Color	Blue、Green

椭圆形铝套

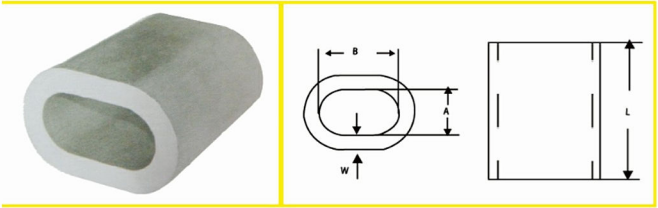

ART.NO	SLEEVE CODE	A(mm)	B(mm)	W(mm)	L(mm)	N.W(kg) (PER 1000PCS)
CLF0101	1	1.2	2.4	0.65	5	0.094
CLF0102	1.5	1.7	3.4	0.75	6	0.211
CLF0103	2	2.2	4.4	0.85	7	0.375
CLF0104	2.5	2.7	5.4	1.05	9	0.499
CLF0105	3	3.3	6.6	1.25	11	0.843
CLF0106	3.5	3.8	7.6	1.5	13	1.32
CLF0107	4	4.4	8.8	1.7	14	1.81
CLF0108	4.5	4.9	9.8	1.9	16	2.61
CLF0109	5	5.5	11	2.1	18	3.57
CLF0110	6	6.6	13.2	2.5	21	5.86
CLF0111	6.5	7.2	14.4	2.7	23	7.55
CLF0112	7	7.8	15.6	2.9	25	9.5
CLF0113	8	8.8	17.6	3.3	28	13.7
CLF0114	9	9.9	19.8	3.7	32	19.8
CLF0115	10	10.9	21.8	4.1	35	26.4
CLF0116	11	12.1	24.2	4.5	39	35.8
CLF0117	12	13.2	26.4	4.9	42	45.8
CLF0118	13	14.2	28.4	5.4	46	59.7
CLF0119	14	15.3	30.6	5.8	49	73.5
CLF0120	16	17.5	35	6.7	56	111
CLF0121	18	19.6	39.2	7.6	63	156
CLF0122	20	21.7	43.4	8.4	70	217
CLF0123	22	24.3	48.6	9.2	77	292
CLF0124	24	26.4	52.8	10	84	376
CLF0125	26	28.5	57	10.9	91	481
CLF0126	28	31	62	11.7	98	603
CLF0127	30	33.1	66.2	12.5	105	739
CLF0128	32	35.2	70.4	13.4	112	897
CLF0129	34	37.8	75.6	14.2	119	1077
CLF0130	36	39.8	79.6	15	126	1275
CLF0131	38	41.9	83.8	15.8	133	1503
CLF0132	40	44	88	16.6	140	1734
CLF0133	42	46.2	92.4	17.5	147	2024
CLF0134	44	48.4	96.8	18.3	154	2314
CLF0135	46	50.6	101.2	19.2	161	2662
CLF0136	48	52.8	105.6	20	168	3010
CLF0137	50	55	110	20.8	175	3412
CLF0138	52	57.2	114.4	21.6	182	3813
CLF0139	54	59.4	118.8	22.5	189	4293
CLF0140	56	61.6	123.2	23.3	196	4772
CLF0141	58	63.8	127.6	24.2	203	5326
CLF0142	60	66	132	25	210	5880

PART NO.	FOR WIRESIZE	DIMENSION(Inch)					MAX.AFTER SWAGE DIMENSINOS(Inch)	WEIGHT kg/100pcs
		A	B	D	E	C		
CL0104	1/4″	1	0.66	0.31	0.28	0.47	0.57	2.27
CL0516	5/16″	1.5	0.91	0.38	0.44	0.62	0.75	6.36
CL0308	3/8″	1.5	0.91	0.47	0.39	0.66	0.75	6.36
CL0716	7/16″	2	1.22	0.53	0.65	0.85	1.01	15
CL0102	1/2″	2	1.22	0.63	0.56	0.91	1.01	13
CL0916	9/16″	2.75	1.47	0.7	0.63	1.03	1.24	29
CL0508	5/8″	2.75	1.47	0.75	0.63	1.09	1.24	26
CL0304	3/4″	3.19	1.72	0.91	0.84	1.28	1.46	40
CL0708	7/8″	3.56	2.03	1.03	1	1.53	1.68	60
CL1000	1″	4	2.28	1.16	1.13	1.72	1.93	89
CL1108	1-1/8″	4.8	2.5	1.28	1.25	1.94	2.13	118
CL1104	1-1/4″	5.19	2.78	1.44	1.41	2.16	2.32	161
CL1308	1-3/8″	5.81	3	1.56	1.56	2.38	2.52	192
CL1102	1-1/2″	6.25	3.25	1.69	1.69	2.63	2.71	227
CL1304	1-3/4″	7.25	3.84	1.94	1.97	3.13	3.1	366
CL2000	2″	8.5	4.38	2.25	2.25	3.63	3.56	514
CL2104	2-1/4″	9.56	5.03	2.5	2.53	4.03	4.12	879
CL2102	2-1/2″	10.5	5.5	2.75	2.81	4.5	4.5	1068
CL2304	2-3/4″	11.5	5.75	3	3.09	4.75	4.7	1271
CL3000	3	12	6	3.25	3.38	5	4.96	1335
CL3104	3-1/4″	13	6.5	3.86	3.54	5.43	5.37	1650
CL3102	3-1/2″	14	7	3.88	3.94	5.84	5.77	2106
CL3304	3-3/4″	15	7.5	4.06	4.25	6.31	6.23	2497
CL4000	4″	16	8.13	4.38	4.5	6.81	6.69	3087
CL4102	4-1/2″	18	9.13	4.88	5.06	7.66	7.45	4540
CL5000	5″	20	10.5	5.5	5.63	8.73	8.28	6600
CL6000	6″	24	12.5	6.5	6.75	10.2	9.93	12300

模具、铝套与钢丝绳对照

COMPARISON TABLE FOR DIES,ALUMINIUM FERRULES AND WIRE ROPES[DIN STANDARD]

Aluminium Ferrules A (dia.)	Dies A(dia.)	Wire rope dia.with fibre core Fill factor(0.4-0.5)	Wire rope dia.with steel core Fill factor(0.5-0.6)	Dia.after pressing		pressure (KN)
				mm	Tolerance	
1	1	0.9-1.1	0.8-1.0	3	± 0.1	5
1.5	1.5	1.2-1.6	1.1-1.4	3.8		10
2	2	1.7-2.1	1.5-1.9	4	± 0.15	20
2.5	2.5	2.2-2.6	2.0-2.4	5		30
3	3	2.7-3.2	2.5-2.9	6		45
3.5	3.5	3.3-3.7	3.0-3.4	7		60
4	4	3.8-4.2	3.5-3.8	8		80
4.5	4.5	4.3-4.7	3.9-4.3	9		100
5	5	4.8-5.3	4.4-4.8	10		125
6	6	5.4-6.3	4.9-5.8	12	± 0.3	180
6.5	6.5	6.4-6.8	5.9-6.2	13		210
7	7	6.9-7.4	6.3-6.7	14		250
8	8	7.5-8.4	6.8-7.7	16		320
9	9	8.5-9.5	7.8-8.6	18		410
10	10	9.6-10.5	8.7-9.6	20	± 0.4	500
11	11	10.6-11.6	9.7-10.5	22		600
12	12	11.7-12.6	10.6-11.5	24		720
13	13	12.7-13.7	11.6-12.5	26		850
14	14	13.8-14.7	12.6-13.4	28	± 0.5	1000
16	16	14.8-16.8	13.5-15.3	32		1300
18	18	16.9-18.9	15.4-17.3	36	± 0.6	1600
20	20	19.0-21.0	17.4-19.2	40		2000
22	22	21.1-23.1	19.3-21.1	44		2400
24	24	23.2-25.2	21.2-23.0	48	± 0.8	2900
26	26	25.3-27.3	23.1-24.9	52		3400
28	28	27.4-29.4	25.0-26.8	56		3900
30	30	29.5-31.5	26.9-28.8	60	± 1	4500
32	32	31.6-33.6	28.9-30.7	64		5100
34	34	33.7-35.7	30.8-32.6	68		5800
36	36	35.8-37.8	32.7-34.5	72	± 1.1	6500
38	38	37.9-39.9	34.6-36.4	76		7200
40	40	40.0-42.0	36.5-38.3	80		8000
42	42	42.1-44.1	38.4-40.3	84	± 1.3	8800
44	44	44.2-46.2	40.4-42.2	88		9700
46	46	46.3-48.3	42.3-44.4	92		10600
48	48	48.0-50.4	44.0-46.2	96		11500
50	50	48.4-52.5	44.2-47.9	100	± 1.6	12500
52	52	52.0-54.6	46.3-47.9	104		13500
54	54	52.6-56.7	48.0-51.7	108		14600
56	56	56.0-58.8	50.5-51.9	112	± 1.7	15700
58	58	56.8-60.9	51.8-55.6	116		16800
60	60	60.6-63.0	55.7-59.4	120		18000
62	62	61.0-65.1	59.5-63.2	124	± 1.8	19200
66	66	65.2-69.3	63.3-67.1	132		22000
70	70	69.4-73.5	67.2-70.9	140	± 2	24500
74	74	73.6-77.7	71.0-74.7	148		27000
78	78	77.8-81.9	74.8-78.6	156		30000
82	82	82.0-86.1	74.8-78.6	164	± 2.2	34000
86	86	85.1-90.3	77.7-82.4	172		37000
94	94	93.7-98.7	82.5-90.2	188		44200
116	116	113.4-121.8	105.5-111.1	232	± 2.6	67000
126	126	121.9-132.3	111.1-120.7	252		79000

起重钳
LIFTING CLAMPS

起重钳是非常方便的一种工具，能成倍提高你的工作效率。“晟通”起重钳产品采用低碳合金钢制成并经热处理，确保产品的抗冲击能力，承载能力，韧性和延展率，大大提高其安全性和使用寿命。

Lifting clamp is akind of very convenient tool,it can make your work easier to do.Shengtong engages numbers of professional staff.Super quality and service assure the staff that they have better circumstance and safety.Shengtong lifting clamps win goog reputation in Asia.We have researched new products:lifting clamps SVC type,trolleys,pulleys.We have supplied OEM service for Japan,Finland etc.

(DSQH)CDH型竖吊起重钳

VERTICAL LIFTING CLAMPS (DSQH) CDH TYPE



吊装示意图：sketch map of the lifting

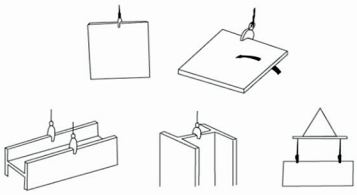

Ari. NO.	WLL/Pair(t).	Steel Plate Thickness(mm)
CDH1	1	0-20
CDH2	2	0-25
CDH3. 2	3. 2	0-35
CDH5	5	0-50
CDH8	8	0-60
CDH10	10	0-80

用途：适用于钢板竖直吊装

采用首钢低碳优质合金钢

载荷范围：0-10吨

以单只实验为额定载荷，吊装作业时1只或2只配套使用，只能同时吊装一块钢板，严禁层叠吊装。起吊时必须将拉环手柄向上，以使弹簧拉紧，卸载时拉环手柄向下，弹簧放松后钳子和钢板才能分离。

试验载荷=额定载荷×2带弹簧锁无作业状态下，锁具自然夹紧，吊上物体夹力成比例增强严禁超载使用，不得碰撞被吊物强韧耐久，易于操作

Application:vertical liftiting of steel plateMaterial: Low carbon alloy steelLoading range:0 to 10 tonOne pieces of clamp is used for the testing,and one pieces or two pieces are recommended for lifting operation.

Multi plates can not be lifted,only lift one piece of clamp on time.

Up the lock lever to tighten lock spring when it under loading.

Down the lock lever to loose lock spring when you unload.

Tested load is 2 times of working load Operating over loading is prohibitedDurable enduring,easy operation

(DSQ)CD型竖吊起重钳

VERTICAL LIFTING CLAMPS (DSQ) CD TYPE

吊装示意图：sketch map of the lifting

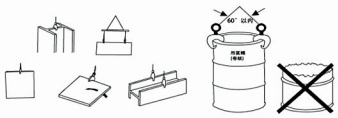

Art. NO.	WLL/Pair(t).	Steel Plate Thickness(mm)
CD1	1	0-15
CD2	2	0-20
CD3. 2	3. 2	0-25
CD5	5	0-30
CD8	8	10-80
CD12	12	10-90

用途：适用于钢板竖直吊装

采用首钢低碳优质合金钢

载荷范围：0-12吨

以单只实验为额定载荷，吊装作业时1只或2只配套使用，只能同时吊装一块钢板，严禁层叠吊装。起吊时必须将拉环手柄向上，以使弹簧拉紧，卸载时拉环手柄向下，弹簧放松后钳子和钢板才能分离。

试验载荷=额定载荷×2带弹簧锁无作业状态下，锁具自然夹紧，吊上物体夹力成比例增强严禁超载使用，不得碰撞被吊物强韧耐久，易于操作

Application:vertical liftiting of steel plate

Material: Low carbon alloy steel

Loading range:0 to 12 ton

One pieces of clamp is used for the testing,and one pieces or two pieces are recommended for lifting operation.

Multi plates can not be lifted,only lift one piece of clamp on time.

Up the lock lever to tighten lock spring when it under loading.Down the lock lever to loose lock spring when you unload.

Tested load is 2 times of working load

Operating over loading is prohibited

Durable enduring,easy operation

DFM型模锻翻转起重钳

REVERSAL LIFTING CLAMPS DFM TYPE

吊装示意图：sketch map of the lifting

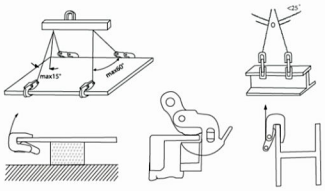

Art. NO.	WLL/Pair(t).	Steel Plate Thickness(mm)
DFM1	1	0-15
DFM2	2	0-20
DFM3	3	0-30
DFM5	5	0-45

用途：适用于钢板水平吊装、竖直吊装和型钢的翻转

采用首钢低碳优质合金钢

最适于H钢和其他型钢（H,I,L,T型）翻转

载荷范围：0-5吨

以单只实验为额定载荷，吊装作业时单只使用，水平吊装时必须加平

衡梁试验载荷=额定载荷×2 严禁超载使用，不得碰撞被吊物

强韧耐久，易于操作

Material: Low carbon alloy steel

The most suitable for H steel and H,I,L,T steel to

reversal Loading range:0 to 5 ton

One pieces of clamp are used for the testing,and one

piece is recommended for lifting

operation,blance beam is needed for horizontal lifting

Tested load is 2 times of working load

Operating over loading is prohibited

Durable enduring,easy operation

DFQ型翻转起重钳

REVERSAL LIFTING CLAMPS DFQ TYPE

吊装示意图：sketch map of the lifting

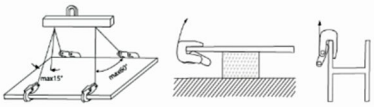

Art. NO.	WLL/Pair(t).	Steel Plate Thickness(mm)
DFQ1.6	1.6	0-20
DFQ2.5	2.5	0-30
DFQ5	5	0-40
DFQ10	10	20-50

用途：适用于钢板水平吊装、竖直吊装和型钢的翻转

采用首钢低碳优质合金钢

最适于H钢翻转

载荷范围：0-10吨

以单只实验为额定载荷，吊装作业时单只使用，水平吊装时必须加

平衡梁试验载荷=额定载荷×2严禁超载使用，不得碰撞被吊物

强韧耐久，易于操作

Application:Horizontal vertical or reversal of steel plate

Material: Low carbon alloy steel

The most suitable for H steel to reversal(from H

shape to I shape and from I shape to H shape)

Loading range:0 to 10 ton

One pieces of clamp are used for the testing,and one

piece is recommended for lifting operation,blance

beam is needed

for horizontal lifting

Tested load is 2 times of working load

Operating over loading is prohibited

Durable enduring,easy operation

LA型横吊起重钳

HORIZONTAL LIFTING CLAMPS LA TYPE



吊装示意图：sketch map of the lifting

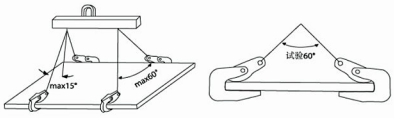

Art. NO.	WLL/Pair(t).	Steel Plate Thickness(mm)
LA1	1	0-30
LA2	2	0-50
LA3. 2	3. 2	0-60
LA5	5	0-80
LA6	6	0-100

用途：适用于钢板水平吊装

采用首钢低碳优质合金钢

载荷范围：0-6吨

以两只实验为额定载荷，吊装作业时2只或4只配套使用，

钢板较大时加平衡梁

试验载荷=额定载荷×2.5,严禁超载使用，不得碰撞被吊物

强韧耐久，易于操作

Application:Horizontal liftiting of steel plate

Material: Low carbon alloy steel

Loading range:0 to 6 ton

Two pieces of clamp are used for the testing,but 2 pieces or 4 pieces are recommended for lifting operation,blance beam is needed for big size steel plate

Tested load is 2.5 times of working load

Operating over loading is prohibited

Durable enduring,easy operation

PDK型层叠钢板起重钳

MULTI STEEL PLATE LIFTING CLAMPS PDK TYPE

吊装示意图：sketch map of the lifting

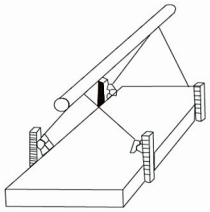

Art. NO.	WLL/Pair(t).	Steel Plate Thickness(mm)
PDK3	3	0-180
PDK4. 5	4. 5	0-240
PDK6	6	0-300

用途：适用于多层钢板的层叠水平吊装

采用首钢低碳优质合金钢

载荷范围：0-6吨

以两只实验为额定载荷，吊装作业时2只或4只配套使用

可以根据被吊钢板的厚度调节合适的钳舌尺寸，必须与平衡梁配套使用

试验载荷=额定载荷×2

严禁超载使用，不得碰撞被吊物

强韧耐久，易于操作

Application:For lifting and transporting multi steel plate

Material: Low carbon alloy steel

Loading range:0 to 6 ton

Two pieces of clamp are used for the testing, 4 pieces are recommended for lifting operation

Can according to the thickness of steel plate to regulate suitable pliers tongue size,must using with balance beam

Tested load is 2 times of working load

Operating over loading is prohibited

Durable enduring,easy operation

LC型横吊起重钳

HORIZONTAL LIFTING CLAMPS LC TYPE

吊装示意图：sketch map of the lifting

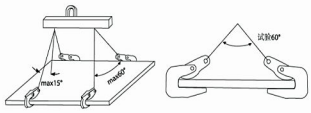

用途：适用于钢板水平吊装
采用优质合金钢精密锻造，表面镀铬
载荷范围：0-5吨
以两只实验为额定载荷，吊装作业时2只或
4只配套使用，水平吊装时必须加平衡梁
试验载荷=额定载荷×2，破断载荷≥工作载荷×5
带弹簧锁无作业状态下，锁具自然夹紧，
吊上物体夹力成比例增强
严禁超载使用，不得碰撞被吊物
强韧耐久，易于操作

Art. NO.	WLL/Pair(t).	Steel Plate Thickness(mm)
LC1	1	0-30
LC2	2	0-40
LC3	3	0-45
LC5	5	0-55

Application:Horizontal liftiting of steel plate
Material: The high-quality metal alloy steel precision forging,plate chrome
Loading range:0 to 5 ton
Two pieces of clamp are used for the testing,and 2 pieces or 4 pieces are recommended for lifting operation,blance beam is needed for big size steel plate
Tested load is 2 times of working load
Minimum breaking strength≥5times of working load
Operating over loading is prohibited
Durable enduring,easy operation

SVC型日式竖吊起重钳

VERTICAL LIFTING CLAMPS SVC TYPE

吊装示意图：sketch map of the lifting

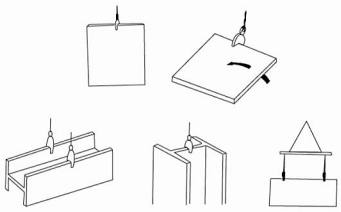

用途：适用于钢板竖直吊装
采用优质合金钢精密锻造
载荷范围：0-8吨
以单只实验为额定载荷，吊装作业时1只或2只配套使用，只能同时吊装一块钢板，严禁层叠吊装。起吊时必须将拉环手柄向上，以使弹簧拉紧，卸载时拉环手柄向下，弹簧放松后钳子和钢板才能分离。
试验载荷=额定载荷×2，破断载荷≥工作载荷×5
带弹簧锁无作业状态下，锁具自然夹紧，吊上物体夹力成比例增强
严禁超载使用，不得碰撞被吊物
强韧耐久，易于操作

Art. NO.	WLL/Pair(t).	Steel Plate Thickness(mm)
SVC1	1	0-20
SVC2	2	0-25
SVC3. 2	3. 2	0-35
SVC5	5	0-50
SVC8	8	0-60

Application:vertical liftiting of steel plate
Material: The high-quality metal alloy steel precision forging,plate chrome
Loading range:0 to 8 ton
One pieces of clamp is used for the testing,and one pieces or two pieces are recommended for lifting operation.
Multi plates can not be lifted,only lift one piece of clamp on time.Up the lock lever to tighten lock spring when it under loading.Down the lock lever to loose lock spring when you unload.
Tested load is 2 times of working load
Minimum breaking strength≥5times of working load
Operating over loading is prohibited
Durable enduring,easy operation

L型横吊起重钳

HORIZONTAL LIFTING CLAMPS (DHQL) L TYPE

吊装示意图：sketch map of the lifting

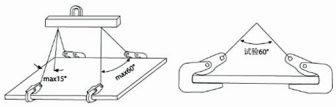

Art. NO.	WLL/Pair (t).	Steel Plate Thickness (mm)
DHQL0. 8	0. 8	0-15
DHQL1. 6	1. 6	0-25
DHQL2. 5	2. 5	0-30
DHQL2. 5 (B)	2. 5	25-50
DHQL3. 2	3. 2	0-35
DHQL5	5	0-50
DHQL5 (B)	5	50-80

用途：适用于钢板水平吊装

采用首钢低碳优质合金钢或锻造两种

载荷范围：0-5吨

以两只实验为额定载荷，吊装作业时2只或4只配套使用，

钢板较大时加平衡梁

试验载荷=额定载荷×2.5

严禁超载使用，不得碰撞被吊物

强韧耐久，易于操作

Application:Horizontal liftiting of steel plate
Material: Low carbon alloy steel or forging
Loading range:0 to 5 ton
Two pieces of clamp are used for the testing,but 2 pieces or 4 pieces are recommended for
lifting operation,blance beam is
needed for big size steel plate
Tested load is 2.5 times of
working load
Operating over loading is
prohibited
Durable enduring,easy operation

PDB型横吊起重钳

HORIZONTAL LIFTING CLAMPS PDB TYPE

吊装示意图：sketch map of the lifting

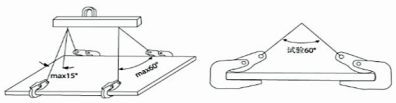

Art. NO.	WLL/Pair (t).	Steel Plate Thickness (mm)
PDB1	1	0-30
PDB2	2	0-40
PDB3	3	0-45
PDB5	5	0-55
PDB8	8	0-80
PDB10	10	0-120

用途：适用于钢板水平吊装

采用首钢低碳优质合金钢

载荷范围：0-10吨

以两只实验为额定载荷，吊装作业时2只或4只配套使用，

钢板较大时加平衡梁

试验载荷=额定载荷×2

带弹簧锁无作业状态下，锁具自然夹紧，吊上物体夹力成比例增强

严禁超载使用，不得碰撞被吊物

强韧耐久，易于操作

Application:Horizontal liftiting of steel plate

Material: Low carbon alloy steel

Loading range:0 to 10 ton

Two pieces of clamp are used for the testing,but 2 pieces or 4 pieces are

recommended for lifting operation,blance

beam is needed for big size steel plate

Tested load is 2 times of working load

Operating over loading is prohibited

Durable enduring,easy operation

PDQ型单板起重钳

SINGLE-PLY PLATE LIFTING CLAMPS PDQ TYPE

吊装示意图：sketch map of the lifting

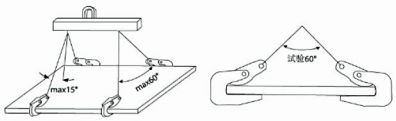

Art. NO.	WLL/Pair(t).	Steel Plate Thickness(mm)
PDQ1	1	0-50
PDQ2	2	0-60
PDQ3. 2	3. 2	0-90
PDQ5	5	0-120
PDQ8	8	0-130

用途：适用于钢板水平吊装

采用首钢低碳优质合金钢

载荷范围：0-8吨

以两只实验为额定载荷，吊装作业时4只配套使用，必须与平衡梁配套使用,可自动脱钩。

试验载荷=额定载荷×2

额定载荷指吊钳成对使用，吊点夹角为60度时允许起吊的最大重量

严禁超载使用，不得碰撞被吊物

强韧耐久，易于操作

Application:Horizontal liftiting of steel plate

Material: Low carbon alloy steel

Loading range:0 to 8 ton

Two pieces of clamp are used for the testing,but 4 pieces are recommended for lifting operation,blance beam is needed,otherwise,it will cause automatic unloading

Tested load is 2 times of working load

Operating over loading is prohibited

The rated loading is the maximum weight as the angle is 60 degress and a pair of clamps are recommended.

Durable enduring,easy operation

QS型双板起重钳

DOUBLE-PLY PLATE LIFTING CLAMPS QS TYPE

吊装示意图：sketch map of the lifting

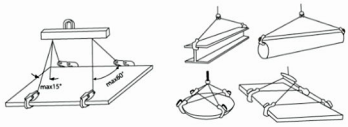

Art. NO.	WLL/Pair(t).	Steel Plate Thickness(mm)
QS1	1	0-40
QS2	2	0-50
QS3. 2	3. 2	0-60
QS5	5	0-70
QS8	8	0-90

用途：适用于钢板水平吊装，工字钢和型钢的吊装

采用首钢低碳优质合金钢

载荷范围：0-8吨

以两只实验为额定载荷，吊装作业时2只或4只配套使用，四只作业时必须与平衡梁配套使用,可自动脱钩。

试验载荷=额定载荷×2

额定载荷指吊钳成对使用，吊点夹角为60度时允许起吊的最大重量

头部滚轮设计，能避免钢丝绳损伤;接触面积大，稳定性好。

尖端呈锐三角，方便插入狭小空间

严禁超载使用，不得碰撞被吊物

强韧耐久，易于操作

Application:Horizontal,I beam steel or shape steel liftiting of steel plate

Material: Low carbon alloy steel

Loading range:0 to 8 ton

Two pieces of clamp are used for the testing,but 2pieces or 4 pieces are recommended for lifting operation,blance beam is needed,otherwise,it will cause automatic unloading

Tested load is 2 times of working load

Operating over loading is prohibited

The rated loading is the maximum weight as the angle is 60 degress and a pair of clamps are recommended.

The head rolls design can avoid steel rope from hurting,the stability is better

The point presents triangle is convenient to get into narrow and small space

Durable enduring,easy operation

SL型双链油桶钳

OIL DRUM LIFTING CLAMPS SL TYPE



型号 TYPE	额定载荷T/2只 WLL/PAIR(T)	链条长度 (mm)
SL	1	500

用途：适用于油桶吊装，更适用于油桶的竖直吊装

采用首钢低碳优质合金钢制造

载荷范围：1吨

链条规格：6×18 MM

以单只试验为额定载荷，吊装作业时单只使用

吊装过程中不得碰撞被吊物，严禁超载使用

试验载荷=额定载荷×2

强韧耐久，易操作，吊装更平稳，安全性更强

Application :For all drum lifting,especially with vertical lifting method.

Material:Low carbon alloy steel

Loading range:1 ton

Chain specifiation : 6×18 MM

One piece of clamp is used for the testing,one piece is recommended for lifting operation

The loaded object shall not touch anything when operating.overload is prohibited.

Tested load is 2 times of working load

Durable enduring,easy operation,lifting more steady and more safe.

YQC型铁板油桶钳

OIL DRUM LIFTING CLAMPS YQC TYPE

吊装示意图：sketch map of the lifting

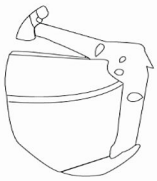

型号 TYPE	额定载荷T/2只 WLL/PAIR(T)	开口尺寸 STEEL PLATE THICKNESS(mm)
YQC 0.6	0.6	0-30

用途：适用于油桶吊装，更适用于油桶的竖直吊装

采用首钢低碳优质合金钢制造

载荷范围：0-0.6吨

以单只试验为额定载荷，吊装作业时单只使用

吊装过程中不得碰撞被吊物，严禁超载使用

试验载荷=额定载荷×2

强韧耐久，易操作，吊装更平稳，安全性更强

Application :For all drum lifting,especially with vertical lifting method.

Material:Low carbon alloy steel

Loading range:0-0.6ton

One piece of clamp is used for the testing,one piece is recommended for lifting operation

The loaded object shall not touch anything when operating. overload is prohibited.

Tested load is 2 times of working load

Durable enduring,easy operation,lifting more steady and more safe.

产品分类

PRODUCT CATEGORIES

一、液压类产品 HYDRAULIC SERIES

二、起重葫芦 HOIST SERIES

三、合成纤维吊装带系列 Polyester lifting slings series

四、吊索具配件系列 GIGGING FITTINGS SERIES

五、钢板钳 LIFTING CLAMPS

更安全 更可靠 更简便 晟通机械

More Security More Reliable More Easily S.T Machinnery

河北晟通机械制造有限公司

Hebei Shengtong Machinery Manufacturing Co., Ltd.

电话（Tel）：0086-312-8151160
传真（Fax）：0086-312-8152160
网址（Website):www.sthoist.com
邮箱（E-mail）:shengtong@sthoist.com

云南销售公司：
昆明旭日起重索具有限公司
地址：昆明市蓝天工业品市场2区2幢A17-18号
电话：0871-66347566 66347568

广西销售公司：
南宁市博赞起重吊索具有限公司
地址：南宁市大学东路170号科德五金机电城12栋G49号
电话：0771-2537830
传真：0771-2537850

晟通机械

SHENG TONG MACHINERY